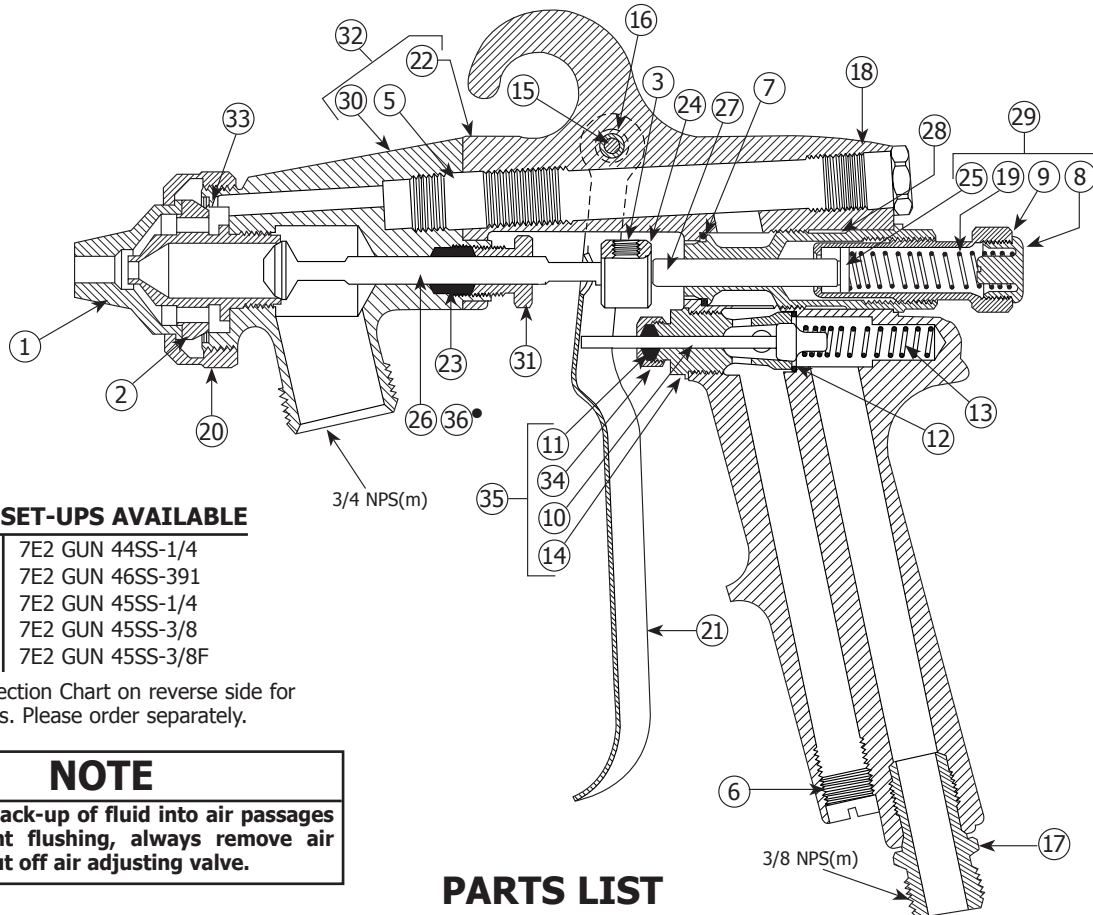


BINKS MODEL 7E2 SPRAY GUN

BINKS®


STANDARD SET-UPS AVAILABLE

6102-2900-7	7E2 GUN 44SS-1/4
6102-3525-9	7E2 GUN 46SS-3/91
6102-3600-7	7E2 GUN 45SS-1/4
6102-3601-7	7E2 GUN 45SS-3/8
6102-3602-3	7E2 GUN 45SS-3/8F

See Nozzle Selection Chart on reverse side for optional set-ups. Please order separately.

NOTE

To prevent back-up of fluid into air passages when solvent flushing, always remove air nozzle or shut off air adjusting valve.

PARTS LIST

When ordering, please specify Part No.

ITEM NO.	PART NO.	DESCRIPTION	QTY.	ITEM NO.	PART NO.	DESCRIPTION	QTY.
1	*	AIR NOZZLE.....	1	20	54-864	RETAINER RING	1
2	*	FLUID NOZZLE	1	21	54-1091	TRIGGER Four Finger.....	1
3	20-1237	SET SCREW Soc. Hd. 1/4-20 x 1/4	1	22	54-1204	GUN BODY	1
4	20-2002	WRENCH Allen, 1/8" Hex (Not Shown)...	1	23	54-1205†	PACKING Needle Valve	1
5	54-710	SCREW	1	24	54-1210	NEEDLE COLLAR.....	1
6	54-714	PLUG	1	25	54-1213	RING	1
7	54-723	GASKET Fluid Control.....	1	26	54-1219	NEEDLE.....	1
8	54-725	SCREW Spring Retainer	1	27	54-1220	NEEDLE PIN	1
9	54-726	BODY Fluid Control	1	28	54-1221	HOUSING Fluid Control	1
10	54-744	STEM Air Valve.....	1	29	54-1223	SCREW ASSEMBLY Fluid Control.....	1
11	54-747†	PACKING Air Valve.....	1	30	54-1239	GUN HEAD	1
12	54-749†	GASKET Air Valve	1	31	54-1244	PACKING NUT	1
13	54-750†	SPRING Air Valve.....	1	32	54-1245	GUN BODY ASSEMBLY.....	1
14	54-751	BODY Air Valve	1	33	54-1246†	GASKET Fluid Nozzle.....	1
15	54-759	SCREW Trigger	1	34	54-1340	PACKING NUT Air Valve.....	1
16	54-760	STUD Trigger.....	1	35	54-1341	AIR VALVE ASSEMBLY	1
17	54-788	AIR CONNECTION	1	36	54-3264•	NEEDLE Stainless Steel (Optional).....	1
18	54-806	CAP	1	37	82-221	CLEANING BRUSH (Not Shown).....	1
19	54-839	SPRING Fluid Control.....	1				

* When ordering, please specify number stamped on nozzle. See nozzle selection chart on reverse side.

• Optional, please order separately.

† Repair Kit 6-224, please order separately.

In this part sheet, the words **WARNING**, **CAUTION** and **NOTE** are used to emphasize important safety information as follows:

WARNING

Hazards or unsafe practices which could result in severe personal injury, death or substantial property damage.

CAUTION

Hazards or unsafe practices which could result in minor personal injury, product or property damage.

NOTE

Important installation, operation or maintenance information.

WARNING

Read the following warnings before using this equipment.



READ THE MANUAL

Before operating finishing equipment, read and understand all safety, operation and maintenance information provided in the operation manual.



OPERATOR TRAINING

All personnel must be trained before operating finishing equipment.



EQUIPMENT MISUSE HAZARD

Equipment misuse can cause the equipment to rupture, malfunction, or start unexpectedly and result in serious injury.



LOCK OUT / TAG-OUT

Failure to de-energize, disconnect, lock out and tag-out all power sources before performing equipment maintenance could cause serious injury or death.



AUTOMATIC EQUIPMENT

Automatic equipment may start suddenly without warning.



PRESSURE RELIEF PROCEDURE

Always follow the pressure relief procedure in the equipment instruction manual.



KEEP EQUIPMENT GUARDS IN PLACE

Do not operate the equipment if the safety devices have been removed.



KNOW WHERE AND HOW TO SHUT OFF THE EQUIPMENT IN CASE OF AN EMERGENCY



WEAR SAFETY GLASSES

Failure to wear safety glasses with side shields could result in serious eye injury or blindness.



INSPECT THE EQUIPMENT DAILY

Inspect the equipment for worn or broken parts on a daily basis. Do not operate the equipment if you are uncertain about its condition.



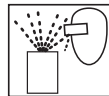
NEVER MODIFY THE EQUIPMENT

Do not modify the equipment unless the manufacturer provides written approval.



NOISE HAZARD

You may be injured by loud noise. Hearing protection may be required when using this equipment.



PROJECTILE HAZARD

You may be injured by venting liquids or gases that are released under pressure, or flying debris.



PINCH POINT HAZARD

Moving parts can crush and cut. Pinch points are basically any areas where there are moving parts.



STATIC CHARGE

Fluid may develop a static charge that must be dissipated through proper grounding of the equipment, objects to be sprayed and all other electrically conductive objects in the dispensing area. Improper grounding or sparks can cause a hazardous condition and result in fire, explosion or electric shock and other serious injury.



WEAR RESPIRATOR

Toxic fumes can cause serious injury or death if inhaled. Wear a respirator as recommended by the fluid and solvent manufacturer's Material Safety Data Sheet.



TOXIC FLUID & FUMES

Hazardous fluid or toxic fumes can cause serious injury or death if splashed in the eyes or on the skin, inhaled, injected or swallowed. LEARN and KNOW the specific hazards or the fluids you are using.



FIRE AND EXPLOSION HAZARD

Improper equipment grounding, poor ventilation, open flame or sparks can cause a hazardous condition and result in fire or explosion and serious injury.



MEDICAL ALERT

Any injury caused by high pressure liquid can be serious. If you are injured or even suspect an injury:

- Go to an emergency room immediately.
- Tell the doctor you suspect an injection injury.
- Show the doctor this medical information or the medical alert card provided with your airless spray equipment.
- Tell the doctor what kind of fluid you were spraying or dispensing.



GET IMMEDIATE MEDICAL ATTENTION

To prevent contact with the fluid, please note the following:

- Never point the gun/valve at anyone or any part of the body.
- Never put hand or fingers over the spray tip.
- Never attempt to stop or deflect fluid leaks with your hand, body, glove or rag.
- Always have the tip guard on the spray gun before spraying.
- Always ensure that the gun trigger safety operates before spraying.

**CA PROP
65**

PROP 65 WARNING

WARNING: This product contains chemicals known to the State of California to cause cancer and birth defects or other reproductive harm.

**IT IS THE RESPONSIBILITY OF THE EMPLOYER TO PROVIDE THIS INFORMATION TO THE OPERATOR OF THE EQUIPMENT.
FOR FURTHER SAFETY INFORMATION REGARDING THIS EQUIPMENT, SEE THE GENERAL EQUIPMENT SAFETY BOOKLET (77-5300).**

Binks reserves the right to modify equipment specification without prior notice.

NOZZLE SELECTION CHART

Nozzle Combination Fluid x Air	Fluid Nozzle		Air Nozzle			Body Base No.	Max. Fan Width @8"	Spray		Air Required at 50 PSI (CFM)
	No.	Orifice Size (Inches)	No.	Reference Figure	Material			Shape	Mix*	
44SS x 1/4	44SS	.187	1/4	1	Steel		Round	Round	I	13.2
45SS x 1/4	45SS	.250	1/4	1	Steel			Round	I	13.2
47SS x 3/8	47SS	.375	3/8	1	Steel			Round	I	20.3
45SS x 3/8F	45SS	.250	3/8F	2	Steel		9"	Fan	I	20.0
45SS x 1/4E	45	.250	1/4E	6	Brass		10"	Fan	E	15.3
46SS x 190	46SS	.312	190	5	T. Carbide	54-1924	10"	Fan	I	11.5
46SS x 191	46SS	.312	191	5	T. Carbide	54-1924	11"	Fan	I	9.0
46SS x 390	46SS	.312	390	5	Stnls. Steel	54-1924	10"	Fan	I	11.5
46SS x 391	46SS	.312	391	5	Stnls. Steel	54-1924	11"	Fan	I	9.0

*I = Internal Mix. E = External Mix.

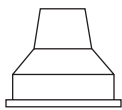


Figure 1

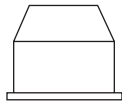


Figure 2

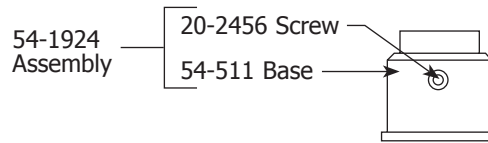


Figure 5

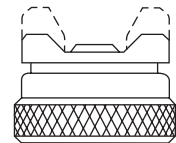


Figure 6

WARRANTY POLICY

Binks products are covered by Finishing Brands one year materials and workmanship limited warranty. The use of any parts or accessories, from a source other than Finishing Brands, will void all warranties.

For specific warranty information please contact the closest Finishing Brands location listed below.

Finishing Brands reserves the right to modify equipment specifications without prior notice. DeVilbiss®, Ransburg®, BGK®, and Binks® are registered trademarks of Carlisle Fluid Technologies, Inc., dba Finishing Brands. ©2015 Carlisle Fluid Technologies, Inc., dba Finishing Brands. All rights reserved.



Binks is part of Finishing Brands, a global leader in innovative spray finishing technologies. For technical assistance or to locate an authorized distributor, contact one of our international sales and customer support locations below.

USA/Canada

www.binks.com
info@finishingbrands.com
Tel: 1-800-992-4657
Fax: 1-888-246-5732

United Kingdom

www.finishingbrands.eu
info@finishingbrands.eu
Tel: +44 (0)1202 571 111
Fax: +44 (0)1202 573 488

China

www.finishingbrands.com.cn
mkt@finishingbrands.com.cn
Tel: +8621-3373 0108
Fax: +8621-3373 0308

Mexico

www.finishingbrands.com.mx
sales@finishingbrands.com.mx
Tel: 011 52 55 5321 2300
Fax: 011 52 55 5310 4790

France

www.finishingbrands.eu
info@finishingbrands.eu
Tel: +33(0)475 75 27 00
Fax: +33(0)475 75 27 59

Japan

www.ransburg.co.jp
binks-devilbiss@ransburg.co.jp
Tel: 081 45 785 6421
Fax: 081 45 785 6517

Brazil

www.devilbiss.com.br
sales@devilbiss.com.br
Tel: +55 11 5641 2776
Fax: 55 11 5641 1256

Germany

www.finishingbrands.eu
info@finishingbrands.eu
Tel: +49 (0) 6074 403 1
Fax: +49 (0) 6074 403 281

Australia

www.finishingbrands.com.au
sales@finishingbrands.com.au
Tel: +61 (0) 2 8525 7555
Fax: +61 (0) 2 8525 7500

