

RED ROOSTER AIR CHAIN HOISTS

AIR CHAIN HOISTS 0,125 - 100 TONNE
COMPACT, POWERFUL AND SAFE

www.rami-yokota.com



Pneumatic hoists

Pneumatic trolleys

Push and geared trolleys

Low headroom hoists

Special designs

Accessories

Air supply systems

Radio remote control
systems

Air Winches 0,2 - 35 tonne



Content

	PAGE
SECTION 1	
Introduction.....	3
Pneumatic hoists.....	4
Pneumatic trolleys.....	5
Push and geared trolleys.....	6
Optional features and certification.....	8
SECTION 2	
Pneumatic hoists.....	9
Material handling hoists.....	10
Mini chain hoists.....	12
High speed hoists.....	14
Pneumatic chain hoists.....	15
SECTION 3	
Pneumatic hoist & trolley range.....	25
SECTION 4	
Oil free versions pneumatic hoists.....	43
SECTION 5	
Pneumatic low headroom hoist & trolley range.....	49
SECTION 6	
Special designs.....	63
SECTION 7	
Accessories.....	71
SECTION 8	
ATEX.....	85
SECTION 9	
RED ROOSTER RENTAL.....	91
SECTION 10	
Air Winches 0,2-35 tonne.....	93
SECTION 11	
Training.....	113
SECTION 12	
Index.....	115



SECTION 1 PNEUMATIC HOISTS

Introduction

With the RED ROOSTER Air Hoists we specialise in the sale, rental and repair of air powered hoists, trolleys and winches. Our pneumatic hoists with safe working loads ranging from 125 kg to 100 tonne are in accordance with the EC Machinery Directive and the European Standard for hoists EN 14492-2. All of our hoist parts are manufactured in either Japan or Europe, controlled under the ISO 9001: 2008 quality control system.

The RED ROOSTER TMM, TCR, TCS, TNC and TMH series pneumatic hoists offer a comprehensive range of hoists suited for all types of industrial, offshore and marine environments. For use in areas where there is a risk of explosion due to flammable gases or dust, we can offer


a range of ATEX classifications to suit your requirements (see ATEX section on page 85-90). With safety the number one priority, RED ROOSTER hoists have been used and tested for the past 35 years. Where engineers and operators require a hoist fit for purpose, easily controlled and maintained, with readily available spare parts, you'll find RED ROOSTER hoists. We have the perfect lifting solution for where the duty is high, or where a robust hoist is required to withstand harsh conditions. As standard, RED ROOSTER hoists are able to work within a temperature range of -10°C to +70°C, with some slight modifications we can make the hoists suitable to use at -20°C.

FEATURES

- TOKU high quality vane motor and planetary gearbox with long life grease
- Load limiter
- High strength cast steel housing for durability
- Compact and lightweight for easy handling
- Extended duty cycles and frequent reversals
- Variable speed for raising and lowering accurately
- Alloy steel hooks with safety catches (Bottom hook fitted with thrust bearing for easy operation)
- Adjustable load limiter (not for TMM, TCR Mini or TCS)
- Failsafe automatic disk brake (fully enclosed) ensures the load cannot fall if power is lost
- Emergency stop
- Mechanical upper and lower hoist limits
- Lifting heights to meet your needs
- Choice of cord, pendant control or control systems
- Low noise level down to 80 dB (Silencer and filter easily changed)
- Low air consumption (TCR and TMH models)
- Air pressure from 0,4 to 0,63 MPa
- Durable in harsh environments
- Low maintenance
- Easily available spares at the right conditions
- Hoist body manufactured in Japan, all other parts in Europe
- High quality calibrated load chain of European/ Japanese manufacture with 5: 1 FOS
- High speed (TCS & TMH models)
- Special designed hoists and trolleys
- Ex classification to EC directive ⚠2014/34/EU (ATEX models)
- Various paint specifications and colours

USED IN VARIOUS INDUSTRIES


Offshore oil industry, assembly lines, power plants, refineries, chemical plants, mechanical engineering, shipyards, foundries, oil storage and many other industries.



SECTION 1 PNEUMATIC HOISTS

Model	WLL (kg)	Chain falls	Air consumption (l/sec)		Full load lifting speed (m/min)	Minimum hose dia (I/D)	Page
			Raising	Lowering			
TCR-125	125	1	15	16	14	0,5"	12
TMM-140AE	140	1	10,5	10,8	9,3	0,5"	10
TCR-250ME	250	1	11,7	13,3	8	0,5"	11
TCR-250	250	1	15	16	9,3	0,5"	13
TCR-600250	250	1	25	27	10,5	0,5"	15
TCR-500	500	1	25	27	10,5	0,5"	15
TCR-500/2	500	2	15	16	4,6	0,5"	13
TCS-500	500	1	28	33	17	0,5"	14
TCS-980/2	980	2	28	33	8,5	0,5"	14
TCR-1000/2	1.000	2	25	27	5,3	0,5"	15
TCR-1000	1.000	1	25	28	6	0,5"	16
TCR-2000/2	2.000	2	25	30	3	0,5"	16
TMH-3000	3.000	1	56	78	5,5	1"	17
TMH-6000/2	6.000	2	56	78	2,7	1"	17
TMH-9000/3	9.000	3	56	78	1,8	1"	18
TMH-12000/4	12.000	4	56	78	1,4	1"	18
TMH-15000/5	15.000	5	56	68	1,1	1"	18
TMH-10/2	10.000	2	58,3	71,7	1,6	1"	20
TMH-15/3	15.000	3	58,3	71,7	1,05	1"	20
TMH-20/4	20.000	4	58,3	71,7	0,8	1"	20
TMH-25/2	25.000	2	108	180	1,4	1,5"	21
TMH-30/2	30.000	2	108	167	1,0	1,5"	21
TMH-37,5/3	37.500	3	108	180	1,0	1,5"	22
TMH-45/3	45.000	3	108	167	0,65	1,5"	22
TMH-50/4	50.000	4	108	180	0,7	1,5"	23
TMH-60/4	60.000	4	108	167	0,5	1,5"	23
TMH-75/6	75.000	6	108	180	0,45	1,5"	24
TMH-100/8	100.000	8	108	180	0,35	1,5"	24

CHARACTERISTICS



1. All steel construction (aluminium body for TCR mini and TCS)
2. Planetary gear box
3. Failsafe automatic disk brake
4. Upper and lower limit switches
5. Hook options
6. Various paint options - standard to full offshore specification
7. Low noise emissions
8. Low air consumption
9. Load limiter (not TCR mini, TMM or TCS)
10. Spring loaded vane motor
11. Cord or range of pendant control
12. Built in emergency stop valve on pendant model
13. Chain bag or bucket

SECTION 1 PNEUMATIC TROLLEYS

The RED ROOSTER range of trolleys is designed to match our range of pneumatic hoists, with capacities from 250 kg to 50 tonne, but they are easily adapted to be used with other manufacturers hoists. The trolleys are designed to work on a wide range of beam sizes and beam types, with parallel or tapered flanges. The trolley can either have a lifting lug to hook in the hoist or be built in using a link plate. The versatile design and interchangeable parts can be used on a range of geared, low headroom, articulated and overhead crane units.

Model*	ATEX	WLL (kg)	No. of wheels	No. of driven wheels	Min. bend radius (m)	Min. hose dia (I/D)	Air consumption	Speed (m/min)*		
								A*	B*	C*
AT2S/STD	AT2S/ATEX	Up to 2.000	4	2	1,5	½"	25 l/sec	9	6	14
AT3S/STD	AT3S/ATEX	3.000	4	2	2,5	¾"	25 l/sec	6	6	14
AT6S/STD	AT6S/ATEX	6.000	4	2	2,5	¾"	25 l/sec	6	6	14
AT10S/STD	AT10S/ATEX	9.000 /10.000 /12.000	4	2	2,5	1"	50 l/sec	8	8	-
AT15S/STD	AT15S/ATEX	15.000	4	2	3	1"	50 l/sec	6	6	-
AT25S/STD	AT25S/ATEX	20.000	4	2	3	1"	50 l/sec	4	4	-
AT25S/STD	AT25S/ATEX	25.000	4	2	3	1"	50 l/sec	4	4	-
AT25-2S/STD	AT25-2S/ATEX	25.000	8	4	Straight	1" / 1¼"	100 l/sec	6	6	-
AT37.5-2S/STD	AT37.5-2S/ATEX	35.000	8	4	Straight	1" / 1¼"	100 l/sec	4	4	-
AT50-2S/STD	AT50-2S/ATEX	50.000	8	4	Straight	1" / 1¼"	100 l/sec	4	4	-

* A = standard, B = ATEX, C = optional

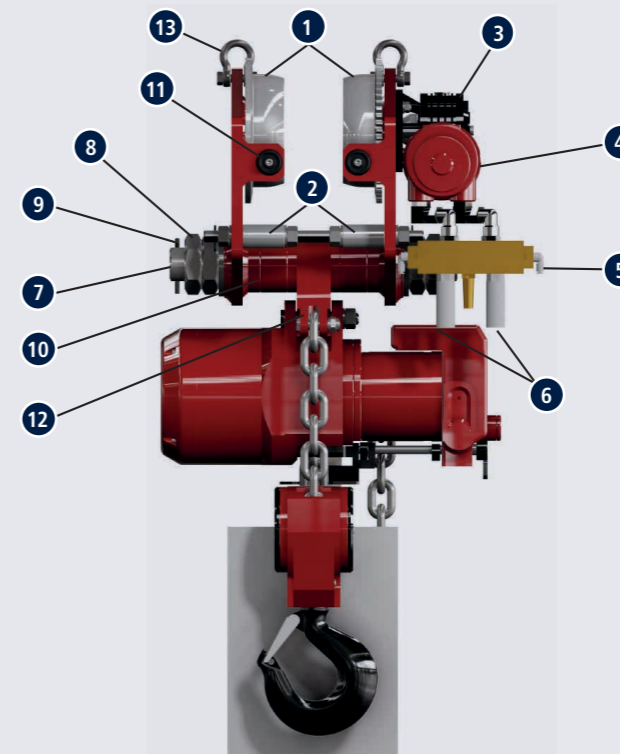
SPECIAL TROLLEYS

With our vast experience, in house design and manufacturing facilities, we can also offer a range of special trolleys. We can modify existing products or design to produce a custom made solution. See page 85-90.

Type	Model
Low Headroom	LHR
Ultra Low Headroom	ULH
Articulated	ART
Rack & Pinion	RP

For all pneumatic trolleys	
Standard trolley temperature	-10°C to +50°C
Optional trolley temperature	-20°C to +70°C
Air pressure	0,63 MPa / 90 PSI
Wheel material	Steel / Bronze

CHARACTERISTICS




1. Trolley wheels with sealed bearings (to suit flat or tapered beams)
2. Anti tilt rollers (can be set to suit flange)
3. Gear box (self locking)
4. Air motor
5. Control valve
6. Silencers (low noise levels)
7. Load bar (wide range to suit beam)
8. Lock nuts
9. Split pin
10. Adjusting spacers / washers (for easy adjustment)
11. Rubber buffers (standard on ATEX units)
12. Link plate (to suit all RED ROOSTER hoists)
13. Lift points in side plates for shackles

PUSH & GEARED TROLLEYS 250 KG TO 3 TONNE



3T PLAIN TROLLEY



10 T GEARED TROLLEY (REAR)

Designed to operate with our range of pneumatic hoists our standard push and geared trolleys are easily adapted to be used with other manufacturers hoists or as part of a travelling system.

The trolleys are designed to work on a wide range of beam sizes and beam types, with parallel or tapered flanges. The trolley can either have a lifting lug to hook on the hoist or be built on using a link plate. The versatile design and interchangeable parts can be used on a range of geared, low headroom, articulated and overhead crane units.

STANDARD FEATURES:

- Trolleys are designed to provide smooth and easy traversing
- The anti-drop plates design ensures extra safety, and also prevents damage to wheels when contacting end rail stoppers
- Wheels run on sealed ball bearings for smoother rolling with less effort and maintenance
- Plain Trolley Range from 0,25t up to 3,0t
- Geared Trolley Range from 0,25t up to 3,0t
- Extended beam width available on request
- Corrosion or Spark Resistant versions available
- Operating temperature of -30°C to +50°C (temperature range of -50°C to +50°C available as an option)
- 5 : 1 factor of safety allows for use with manual or powered hoists
- Wheels profiled to run on parallel or tapered beams
- Steel or bronze wheels
- Operates on curved beams, see specification for minimum radius

EXTRA FEATURES / SPECIAL DESIGNS

- Anti collision bumpers
- Larger capacities available
- Rack and Pinion drive (geared)
- Special paint systems
- Special design to fit any beam
- Parking brake

CERTIFICATION

These units meet and exceed all the requirements within EN 13157: 2004+A1:2009 and AS1418.2.

Each unit comes fully certified with a test certificate and EC Declaration of Conformity stating compliance with the essential health and safety requirements of the Machinery Directive 2006/42/EC.

ATEX MARKING



STANDARD ATEX:
II 3 GD c IIA T4

Optional ATEX:
II 2 GD c IIB T4
II 2 GD c IIC T4

FROM OCTOBER 2019

STANDARD ATEX:
GAS:
II 3G Ex h IIA T4 Gc
DUST:
II 3D Ex h IIIA 135°C Dc

Optional ATEX:
GAS:
II 2G Ex h IIB T4 Gb
DUST:
II 2D Ex h IIIB 135°C Db

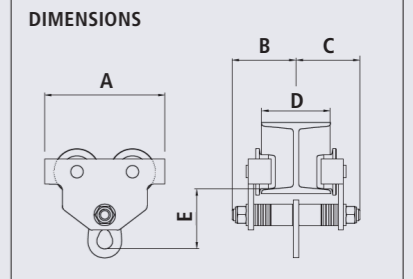
GAS:
II 2G Ex h IIC T4 Gb
DUST:
II 2D Ex h IIIC 135°C Db

PUSH AND GEARED TROLLEYS 250 KG TO 3 TONNE

Standard push trolleys

Model	Capacity (T)	D Track width range 1 (mm)	D Track width range 2 (mm)	Min. bend radius (m)	Dimensions A B C E			
TSP005-010	0,25 -1,0	62 - 128	62 - 203	0,8	195	106	106	98
TSP020	2,0	88 - 154	88 - 230	1,3	236	136	136	132
TSP030	3,0	88 - 154	88 - 230	1,5	277	146	146	150

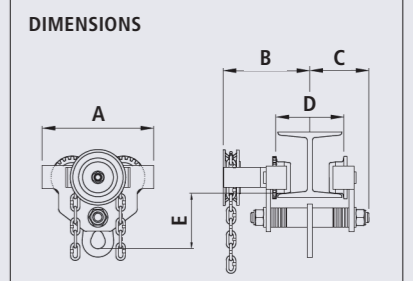
Trolleys can be supplied with "Hook on" or with Linkplate for "build on"



Standard geared trolleys

Model	Capacity (T)	D Track width range 1 (mm)	D Track width range 2 (mm)	Min. bend radius (m)	Dimensions A B C E			
TSG010	0,25 -1,0	62 - 128	62 - 203	0,8	195	165	106	98
TSG020	2,0	88 - 154	88 - 230	1,3	236	182	136	132
TSG030	3,0	88 - 154	88 - 230	1,5	277	187	146	150

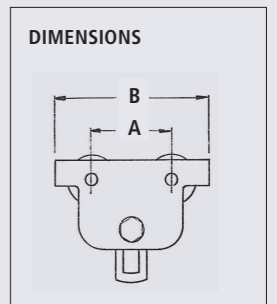
Trolleys can be supplied with "Hook on" or with Linkplate for "build on"



ATEX push trolleys

Model	Capacity (T)	Range 1 (mm)	Range 2 (mm)	Range 3 (mm)	Min. bend radius	Dimensions A B	
PT-2/ATEX	0,25 -2,0	55 - 140	140 - 220	220 - 300	1,5	112	235
PT-3/ATEX	3,0	80 - 160	160 - 230	230 - 300	2,5	160	340

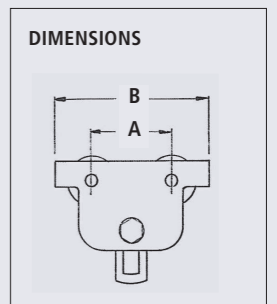
Trolleys can be supplied with "Hook on" or with Linkplate for "build on"



ATEX geared trolleys

Model	Capacity (T)	Range 1 (mm)	Range 2 (mm)	Range 3 (mm)	Min. bend radius	Dimensions A B	
GT-2/ATEX	0,25 -2,0	55 - 140	140 - 220	220 - 300	1,5	112	235
GT-3/ATEX	3,0	80 - 160	160 - 230	230 - 300	2,5	160	340

Trolleys can be supplied with "Hook on" or with Linkplate for "build on"



SECTION 1

OPTIONAL FEATURES AND CERTIFICATION

Every RED ROOSTER product is subject to the most rigorous examination and test prior to dispatch. Our testing facilities allow us to carry out dynamic testing up to 75 tonne with static testing up to 400 tonne. We are specialists in the repair of our own and other manufacturer's hoists. After inspection, a report and quotation is issued to enable the customer to decide on the viability of the repair. Once authorized by the customer the repair is dealt with promptly and efficiently to ensure a speedy return.

OPTIONAL FEATURES:

- Marine specification/corrosion resistant
- Paint systems from C2 - Industrial to C5 - Offshore specification (Red finish as standard. Other RAL colours available on request)
- Choice of pendants
- Radio control pendant for electro pneumatic controls
- Control systems
- Chain collectors (PVC, galvanised or stainless steel)
- Various types of hook or clevis available
- Air supply systems and valves
- Piped away exhaust air
- In house design for "specials"
- Festoon systems
- Main air shut off valve

ATEX - ACCORDING TO EC DIRECTIVE 2014/34/EU DIRECTIVE (ATEX 95):

- Marine Specification/Corrosion
- In house design for "specials"
- Standard hoists are suitable for use in areas certified as:
Group II 3 GD c IIA T4 (135°C) (Formerly known as zone 2 & 22)
From October 2019
GAS: II 3G Ex h IIA T4 Gc
DUST: II 3D Ex h IIIA 135°C Dc
- With extra protection can be used in areas certified as:
Group II 2 GD c IIB T4 (135°C) (Formerly known as zone 1 & 21)
From October 2019
GAS: II 2G Ex h IIB T4 Gb
DUST: II 2D Ex h IIIB 135°C Db
- Further protection allows the hoist to work in areas certified as:
Group II 2 GD c IIC T4 (135°C) (Formerly known as zone 1 & 21)
From October 2019
GAS: II 2G Ex h IIC T4 Gb
DUST: II 2D Ex h IIIC 135°C Db

STANDARD DOCUMENTATION:


- Report of Thorough Examination
- CE declaration of conformity (Machinery directive)
- Hoist manual, safety instructions
- Explosion view & parts list
- Chain certificates
- Hook certificates

ADDITIONAL DOCUMENTATION/CERTIFICATION:

- Painting certificates
- ATEX certificate
- Certificate of Origin
- Material certificates
- Witness tests-Lloyds Register, DNV, BV, etc.
- Documentation package, quality plan, procedures, factory acceptance tests, etc.

SECTION 2

PNEUMATIC HOISTS



RED ROOSTER PNEUMATIC HOISTS COMPLY WITH
THE EUROPEAN MACHINERY DIRECTIVE AND ARE CE MARKED

These compact hoists
are very suitable
for "Material-Handling"

SECTION 2 MATERIAL HANDLING TMM-140AE

RED ROOSTER Compact Hoists are suitable for "Material-Handling". The pendant control is direct on the lower hook so the operator can control and position the load easy and direct. The perfect solution for horizontal movements is the combination with a push trolley.

STANDARD FEATURES:

- Pendant control direct on the lower hook
- Optimum load control, very precise positioning
- One-hand control
- Variable speed control
- Soft start and stop, no shock movements
- Handle can be positioned for left-hand or right-hand operation
- Endstop system

AVAILABLE OPTIONS:

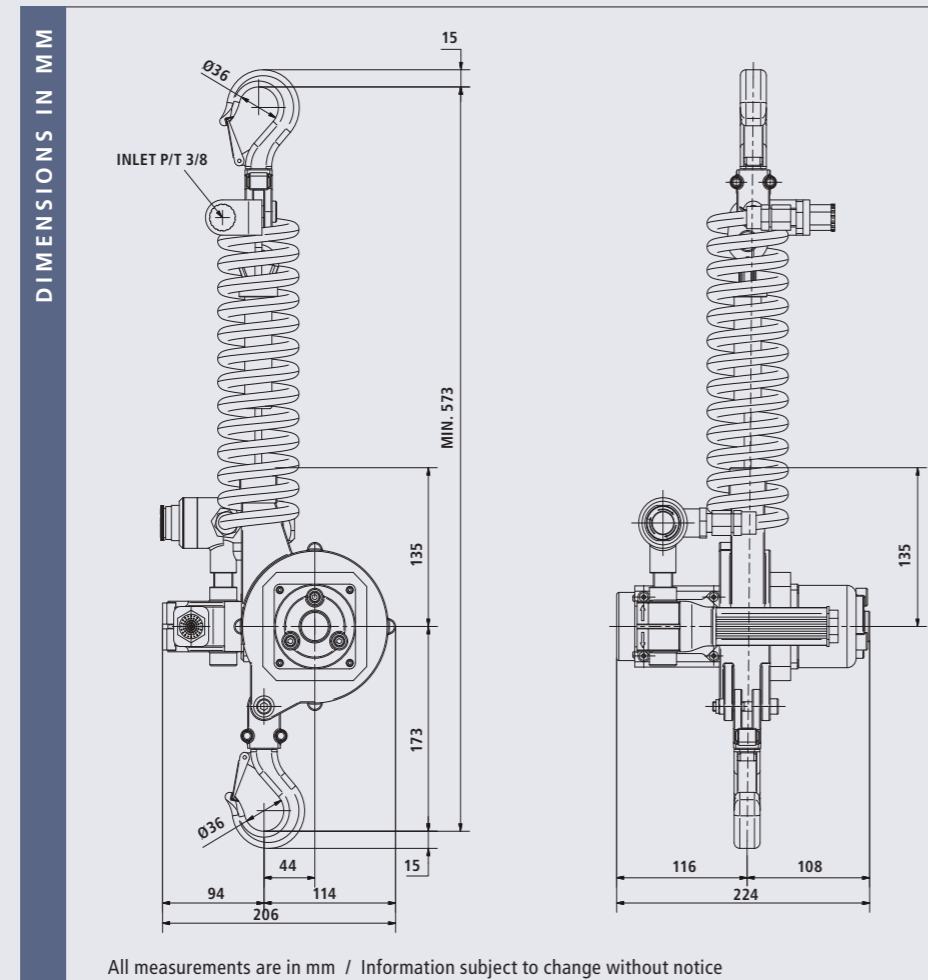
See page 8

RECOMMENDED SMC AIR TREATMENT UNIT:

AC30-F03DM-8-B

WLL	Lifting speed with load	Air connection	Min hose diam.
140 kg	11.0 m/min	3/8" BSPT	1/2" hose
Lifting speed without load	Air consumption lifting	Working pressure	Falls
15 m/min	8 l/sec	0,4-0,63 MPa	1 (cable)
Total lift	Weight incl. 3 m lift	-	-
2 mtr	9,5 kg	-	-

Information subject to change without notice



TMM-140AE

Pendant control
direct on the
lower hook

These compact hoists
are very suitable
for "Material-Handling"

SECTION 2 MATERIAL HANDLING TCR-250ME

RED ROOSTER Compact Hoists are suitable for "Material-Handling". The pendant control is direct on the lower hook so the operator can control and position the load easy and direct. The perfect solution for horizontal movements is the combination with a push trolley.

STANDARD FEATURES:

- Pendant control direct on the lower hook
- Optimum load control, very precise positioning
- One-hand control
- Variable speed control
- Soft start and stop, no shock movements
- Handle can be positioned for left-hand or right-hand operation
- Mechanical endstop system

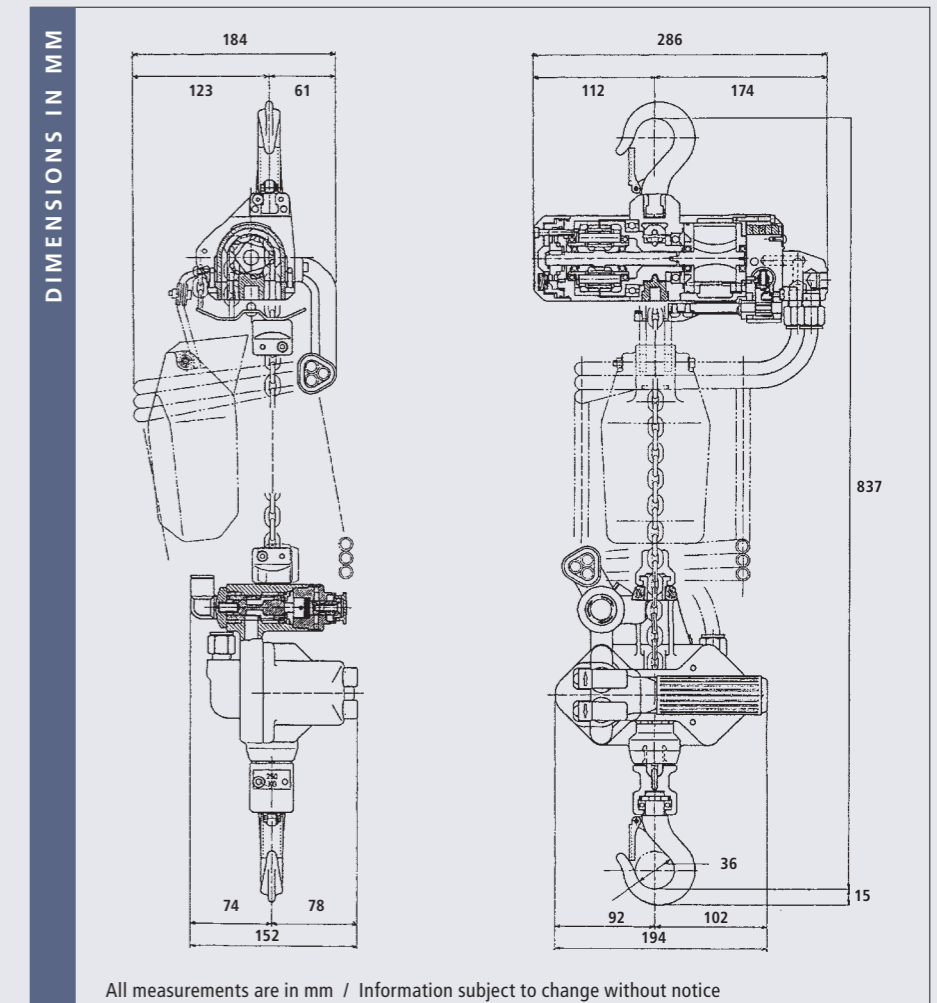
AVAILABLE OPTIONS:

See page 8

RECOMMENDED SMC AIR TREATMENT UNIT:

AC30-F03DM-8-B

WLL	Lifting speed with load	Air connection	Min hose diam.
250 kg	8 m/min	3/8" BSPT	1/2" hose
Lifting speed without load	Air consumption lifting	Working pressure	Falls
19 m/min	11,7 l/sec	0,4-0,63 MPa	1
Total lift	Weight incl. 3 m lift	Chain size mm	-
3 mtr	11 kg	4,0 x 12,0 RTS	-



TCR-250ME

Pendant control
direct on the
lower hook

Besides industrial use
also very suitable for
"Material Handling"

SECTION 2 MINI CHAIN HOISTS TCR-125C | TCR-125DPE

Besides industrial use RED ROOSTER Mini Air Chain Hoists are very suitable for "Material Handling". Due to the low weight these hoists are also very suitable for service applications. For use in tank cleaning installations we recommend stainless steel chain.

STANDARD FEATURES:

- Low weight and therefore very mobile, easy mounting
- Precise variable speed control
- Very compact design
- Robust aluminum housing
- Cord control or pendant control
- Low noise level (83 dBA)
- Mechanical endstop system

AVAILABLE OPTIONS:

See page 8

RECOMMENDED SMC AIR

TREATMENT UNIT:

AC30-F03DM-8-B

Model*	WLL	Lifting speed with load	Lifting speed without load	Lowering speed with load
TCR-125C	125 kg	14 m/min	19 m/min	16 m/min
TCR-125DPE	125 kg	12,8 m/min	17,2 m/min	13 m/min

Model*	Air consumption lifting	Air consumption lowering	Air connection	Minimum hose diam
TCR-125C	11,7 l/sec	15 l/sec	3/8" PT	1/2"
TCR-125DPE	11,7 l/sec	15 l/sec	3/8" PT	1/2"


Model*	Working pressure	Weight with 3m hol	Additional metre hol	Chain falls
TCR-125C	0,4-0,63 MPa	7 kg	0,35 kg	1 (4 x 12 mm)
TCR-125DPE	0,4-0,63 MPa	8,6 kg	0,35 kg	1 (4 x 12 mm)

*C = Cord control / DPE = Direct Pendant

DIMENSIONS IN MM

Type	A	B	C	D	E	F	G	H	J	K	L	M	N	P	R	X	Z
TCR-125C	249	112	137	130	305	71	21	19	33	-	1.660	-	375	124	P/T 3/8	40	170
TCR-125DPE	286	112	174	130	305	71	21	19	33	21	-	2310	375	124	P/T 3/8	40	170

All measurements are in mm / Information subject to change without notice



TCR-125



ATEX MARKING Ex STANDARD ATEX:
II 3 GD c IIA T4

Optional ATEX:
II 2 GD c IIB T4
II 2 GD c IIC T4

FROM OCTOBER 2019

STANDARD ATEX:
GAS:
II 3G Ex h IIA T4 Gc
DUST:
II 3D Ex h IIIA 135°C Dc

Optional ATEX:
GAS:
II 2G Ex h IIB T4 Gb
DUST:
II 2D Ex h IIIB 135°C Db

GAS:
II 2G Ex h IIC T4 Gb
DUST:
II 2D Ex h IIIC 135°C Db

Due to the low weight
these hoists are very suitable
for service applications

SECTION 2 MINI CHAIN HOISTS TCR-250C | TCR-250DPE | TCR-500C2 | TCR-500DP2

Besides industrial use RED ROOSTER Mini Air Chain Hoists are very suitable for "Material Handling". Due to the low weight these hoists are also very suitable for service applications. For use in tank cleaning installations we recommend stainless steel chain.

STANDARD FEATURES:

- Low weight and therefore very mobile, easy mounting
- Precise variable speed control
- Very compact design
- Robust aluminum housing
- Cord control or pendant control
- Low noise level (83 dBA)
- Mechanical endstop system

AVAILABLE OPTIONS:

See page 8

RECOMMENDED SMC AIR

TREATMENT UNIT:

AC30-F03DM-8-B

Model*	WLL	Lifting speed with load	Lifting speed without load	Lowering speed with load
TCR-250C	250 kg	9,3 m/min	19 m/min	17,9 m/min
TCR-250DPE	250 kg	8,1 m/min	17,2 m/min	13 m/min
TCR-500C2 TCR-500DP2	500 kg	4,6 m/min	9,5 m/min	9 m/min

Model*	Air consumption lifting	Air consumption lowering	Air connection	Minimum hose diam
TCR-250C	11,7 l/sec	15 l/sec	3/8" PT	1/2"
TCR-250DPE	11,7 l/sec	15 l/sec	3/8" PT	1/2"
TCR-500C2 TCR-500DP2	11,7 l/sec	15 l/sec	3/8" PT	1/2"

Model*	Working pressure	Weight with 3m hol	Additional metre hol	Chain falls
TCR-250C	0,4-0,63 MPa	7 kg	0,35 kg	1 (4 x 12 mm)
TCR-250DPE	0,4-0,63 MPa	7 kg	0,35 kg	1 (4 x 12 mm)
TCR-500C2 TCR-500DP2	0,4-0,63 MPa	9 kg	0,7 kg	2 (4 x 12 mm)

*C = Cord control / DPE = Direct Pendant



TCR-500



ATEX MARKING Ex STANDARD ATEX:
II 3 GD c IIA T4

Optional ATEX:
II 2 GD c IIB T4
II 2 GD c IIC T4

FROM OCTOBER 2019

STANDARD ATEX:
GAS:
II 3G Ex h IIA T4 Gc
DUST:
II 3D Ex h IIIA 135°C Dc

Optional ATEX:
GAS:
II 2G Ex h IIB T4 Gb
DUST:
II 2D Ex h IIIB 135°C Db

GAS:
II 2G Ex h IIC T4 Gb
DUST:
II 2D Ex h IIIC 135°C Db

DIMENSIONS IN MM

Model	A	B	C	D	E	F	G	HØ	I	J	X	Z
TCR-250C	305	105	69	22	112	140	15	35	22	20	40	170
TCR-250DPE	305	105	69	22	112	140	15	35	22	20	40	170
TCR-500C2 TCR-500DP2	360	118	83	35	112	140	15	36	22	20	40	180

All measurements are in mm / Information subject to change without notice

Besides industrial use
also very suitable for
"Material Handling"

SECTION 2 HIGH SPEED HOIST TCS-500 | TCS-980/2

RED ROOSTER Air Chain Hoists are especially developed for the "Material Handling Industry". For example: mass production, product handling, etc. These hoists have a very high lifting and lowering speed, making them suitable for applications with long lifting heights.

STANDARD FEATURES:

- Very high lifting and lowering speeds
- Maximum speed adjustable, lifting and lowering speed independent from each other
- Precise variable speed control
- Optimum control of the load, very precise positioning
- Compact and light weight
- Exhaust hose easy to assemble
- Cord control or pendant control

- Mechanical endstop system
- Low noise level (83 dBA)
- Aluminum housing

AVAILABLE OPTIONS:
See page 8

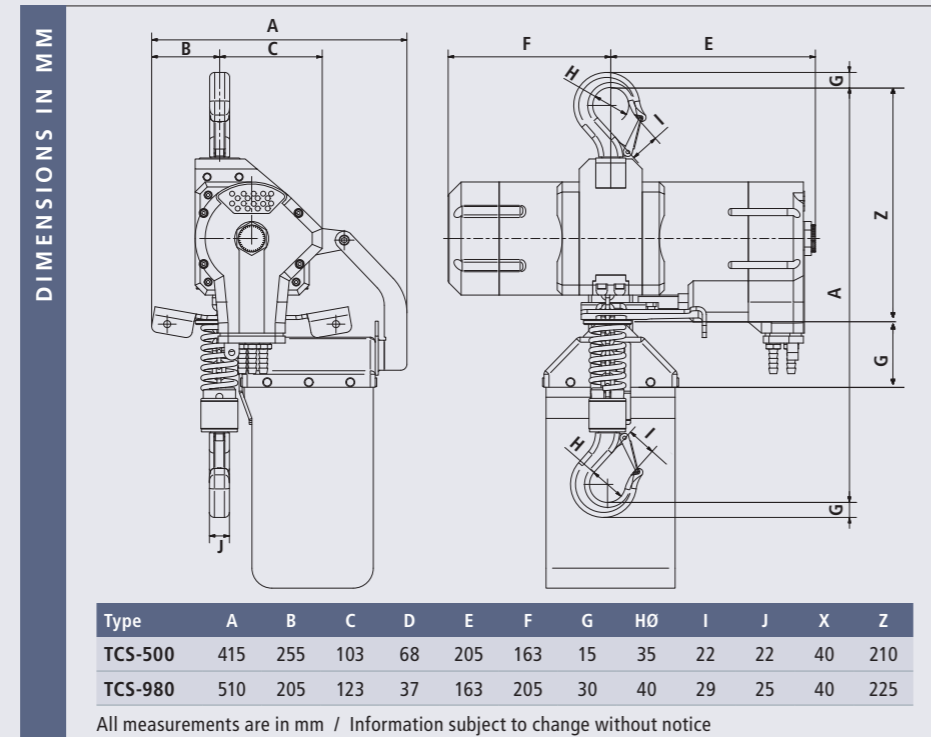
RECOMMENDED SMC AIR TREATMENT UNIT:
AC40-F04DM-8-B

Model*	WLL	Lifting speed with load	Lifting speed without load	Lowering speed with load
TCS-500C TCS-500PE	500 kg	17 m/min	33 m/min	34 m/min
TCS-980C2 TCS-980P2E	980 kg	8,5 m/min	17 m/min	17 m/min

Model*	Air consumption lifting	Air consumption lowering	Air connection	Minimum hose diam
TCS-500C TCS-500PE	28 l/sec	33 l/sec	1/2" PT	1/2"
TCS-980C2 TCS-980P2E	28 l/sec	33 l/sec	1/2" PT	1/2"

Model*	Working pressure	Weight with 3m hol	Additional metre hol	Chain falls
TCS-500C TCS-500PE	0,4-0,63 MPa	19 kg	0,8 kg	1 (6,3 x 19,1 mm)
TCS-980C2 TCS-980P2E	0,4-0,63 MPa	24 kg	1,6 kg	2 (6,3 x 19,1 mm)

*C = Cord control / P = Pendant control



TCS-500



ATEX MARKING

Ex STANDARD ATEX:
II 3 GD c IIA T4

Optional ATEX:
II 2 GD c IIB T4
II 2 GD c IIC T4

FROM OCTOBER 2019

STANDARD ATEX:
GAS:
II 3G Ex h IIA T4 Gc
DUST:
II 3D Ex h IIIA 135°C Dc

Optional ATEX:
GAS:
II 2G Ex h IIB T4 Gb
DUST:
II 2D Ex h IIIB 135°C Db

GAS:
II 2G Ex h IIC T4 Gb
DUST:
II 2D Ex h IIIC 135°C Db

Quality pneumatic hoists
for industrial and
offshore applications

SECTION 2 PNEUMATIC CHAIN HOISTS TCR-600250 | TCR-500 | TCR-1000/2

These RED ROOSTER Air Chain Hoists are especially developed with a robust cast steel body for heavy industrial use. The valve block is the same for the TCR-600250 - TCR-2000/2, which means: less spare parts required. Standard with load limiter (except TCR-600250).

STANDARD FEATURES:

- Precise variable speed control
- Optimum control of the load, very precise positioning
- Compact design
- Mechanical endstop system
- Load limiter built-in without loss of headroom
- Cord control or pendant control

- Low noise level (83 dBA)
- Air pressure 0,4 - 0,63 MPa

AVAILABLE OPTIONS:
See page 8

RECOMMENDED SMC AIR TREATMENT UNIT:
AC40-F04DM-8-B

Model*	WLL	Lifting speed with load	Lifting speed without load	Lowering speed with load
TCR-600250C TCR-600250PE	250 kg	10,5 m/min	20,5 m/min	17,9 m/min
TCR-500C TCR-500PE	500 kg	10,5 m/min	20,5 m/min	17,9 m/min
TCR-1000C2 TCR-1000P2E	1.000 kg	5,3 m/min	9,5 m/min	9 m/min

Model*	Air consumption lifting	Air consumption lowering	Air connection	Minimum hose diam
TCR-600250C TCR-600250PE	25 l/sec	27 l/sec	1/2" PT	1/2"
TCR-500C TCR-500PE	25 l/sec	27 l/sec	1/2" PT	1/2"
TCR-1000C2 TCR-1000P2E	25 l/sec	27 l/sec	1/2" PT	1/2"

Model*	Working pressure	Weight with 3m hol	Additional metre hol	Chain falls
TCR-600250C TCR-600250PE	0,4-0,63 MPa	31,1 kg	0,8 kg	1 (6,3 x 19,1 mm)
TCR-500C TCR-500PE	0,4-0,63 MPa	31,1 kg	0,8 kg	1 (6,3 x 19,1 mm)
TCR-1000C2 TCR-1000P2E	0,4-0,63 MPa	35,2 kg	1,6 kg	2 (6,3 x 19,1 mm)

*C = Cord control / P = Pendant control



TCR-500



ATEX MARKING

Ex STANDARD ATEX:
II 3 GD c IIA T4

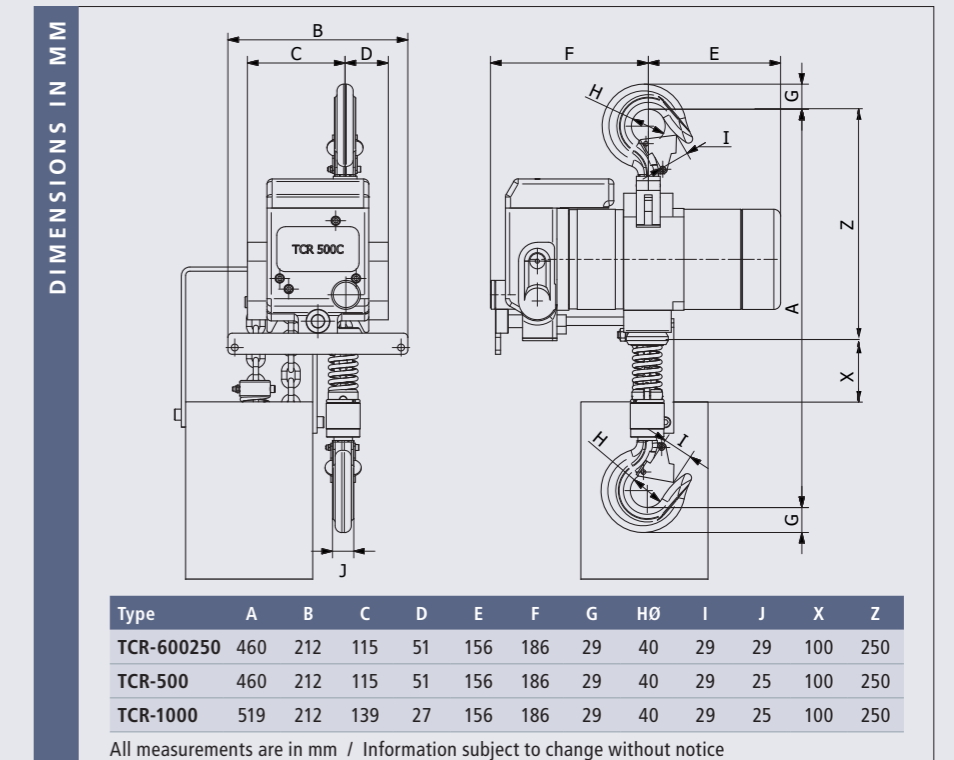
Optional ATEX:
II 2 GD c IIB T4
II 2 GD c IIC T4

FROM OCTOBER 2019

STANDARD ATEX:
GAS:
II 3G Ex h IIA T4 Gc
DUST:
II 3D Ex h IIIA 135°C Dc

Optional ATEX:
GAS:
II 2G Ex h IIB T4 Gb
DUST:
II 2D Ex h IIIB 135°C Db

GAS:
II 2G Ex h IIC T4 Gb
DUST:
II 2D Ex h IIIC 135°C Db



Quality pneumatic hoists
for industrial and
offshore applications

SECTION 2 PNEUMATIC CHAIN HOISTS

TCR-1000 | TCR-2000/2

These RED ROOSTER Air Chain Hoists are especially developed with a robust cast steel body for heavy industrial use. The valve block is the same for the TCR-600250 - TCR-2000/2, which means: less spare parts required. Standard with load limiter.

STANDARD FEATURES:

- Precise variable speed control
- Optimum control of the load, very precise positioning
- Compact design
- Mechanical endstop system
- Load limiter built-in without loss of headroom
- Cord control or pendant control
- Low noise level (83 dBA)
- Air pressure 0,4 - 0,63 MPa

AVAILABLE OPTIONS:

See page 8

RECOMMENDED SMC AIR

TREATMENT UNIT:

AC40-F04DM-8-B

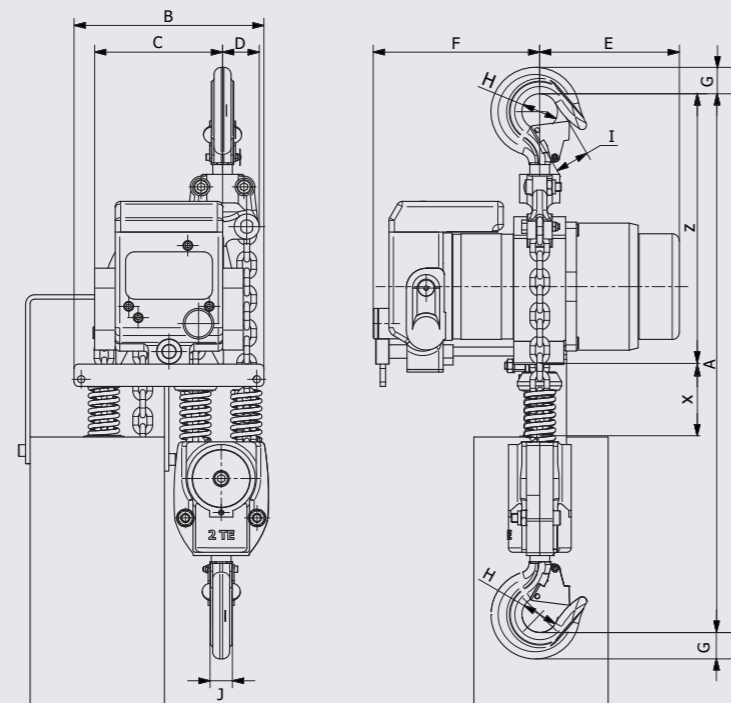
Model*	WLL	Lifting speed with load	Lifting speed without load	Lowering speed with load
TCR-1000C TCR-1000PE	1.000 kg	6 m/min	11,3 m/min	10,3 m/min
TCR-2000C2 TCR-2000P2E	2.000 kg	3 m/min	5,7 m/min	5,2 m/min

Model*	Air consumption lifting	Air consumption lowering	Air connection	Minimum hose diam
TCR-1000C TCR-1000PE	25 l/sec	28 l/sec	1/2" PT	1/2"
TCR-2000C2 TCR-2000P2E	25 l/sec	30 l/sec	1/2" PT	1/2"

Model*	Working pressure	Weight with 3m hol	Additional metre hol	Chain falls
TCR-1000C TCR-1000PE	0,4-0,63 MPa	34 kg	1,1 kg	1 (7,1 x 21 mm)
TCR-2000C2 TCR-2000P2E	0,4-0,63 MPa	39,7 kg	2,2 kg	2 (7,1 x 21 mm)

*C = Cord control / P = Pendant control

DIMENSIONS IN MM



Model	A	B	C	D	E	F	G	HØ	I	J	X	Z
TCR-1000	485	212	116	40	156	186	29	40	29	25	100	250
TCR-2000	580	212	143	50	156	186	37	45	29	30	100	280

All measurements are in mm / Information subject to change without notice

P = PENDANT CONTROL



C = CORD CONTROL



ATEX MARKING



STANDARD ATEX:
II 3 GD c IIA T4

Optional ATEX:
II 2 GD c IIB T4
II 2 GD c IIC T4

FROM OCTOBER 2019

STANDARD ATEX:
GAS:
II 3G Ex h IIA T4 Gc
DUST:
II 3D Ex h IIIA 135°C Dc

Optional ATEX:
GAS:
II 2G Ex h IIB T4 Gb
DUST:
II 2D Ex h IIIB 135°C Db

GAS:
II 2G Ex h IIC T4 Gb
DUST:
II 2D Ex h IIIC 135°C Db

Heavy duty range of
hoists for the most
demanding applications

SECTION 2 PNEUMATIC CHAIN HOISTS

TMH-3000 | TMH-6000/2

The NEW RED ROOSTER TMH series air chain hoists have the highest lifting speed with the lowest headroom on the hoist market. With M4 classification of mechanism this hoist is extremely reliable. This hoist will guarantee the continuity of your process.

STANDARD FEATURES:

- Precise variable speed control
- Optimum control of the load, very precise positioning
- Mechanical end stop system
- Load limiter built-in without loss of headroom
- Cord- and pendant control
- Low noise level (83 dBA)
- Air pressure 0,4 - 0,63 MPa

AVAILABLE OPTIONS:

See page 8

RECOMMENDED SMC AIR

TREATMENT UNIT:

AC60-F10DM-8-B

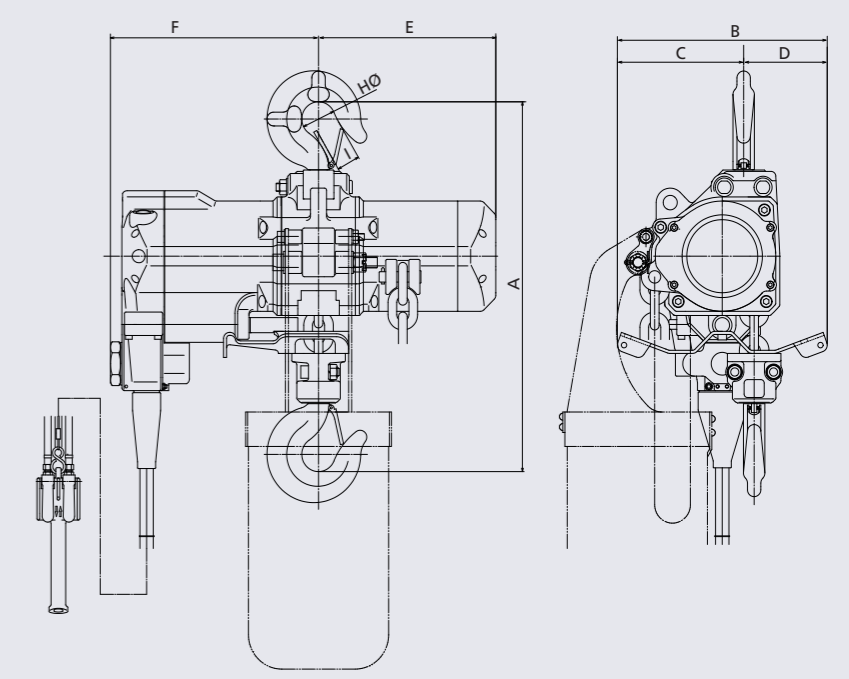
Model*	WLL	Lifting speed with load	Lifting speed without load	Lowering speed with load
TMH-3000C TMH-3000PE	3.000 kg	5,4 m/min	10,8 m/min	10,2 m/min
TMH-6000C2 TMH-6000P2E	6.000 kg	2,8 m/min	5,4 m/min	5,1 m/min

Model*	Airconsumption lifting	Air consumption lowering	Air connection	Minimum hose diam
TMH-3000C TMH-3000PE	56 l/sec	68 l/sec	PT 1"	3/4"
TMH-6000C2 TMH-6000P2E	56 l/sec	68 l/sec	PT 1"	3/4"

Model*	Working pressure	Weight with 3m hol	Additional metre hol	Chain falls
TMH-3000C TMH-3000PE	0,4-0,63 MPa	99	3,8 kg	1 (13 x 36 mm)
TMH-6000C2 TMH-6000P2E	0,4-0,63 MPa	124	7,6 kg	2 (13 x 36 mm)

*C = Cord control / P = Pendant control

DIMENSIONS IN MM



Model	A	B	C	D	E	F	HØ	I
TMH-3000	537	314	189	125	265	311	50	34
TMH-6000	742	371	245	126	265	311	65	42

All measurements are in mm / Information subject to change without notice

P = PENDANT CONTROL



C = CORD CONTROL



ATEX MARKING



FOR ATEX MARKING
SEE PAGE 16.

Heavy duty range of hoists for the most demanding applications

SECTION 2 PNEUMATIC CHAIN HOISTS

TMH-9000/3 | TMH-12000/4 | TMH-15000/5

The NEW RED ROOSTER TMH series air chain hoists have the highest lifting speed with the lowest headroom on the hoist market. With M4 classification of mechanism this hoist is extremely reliable. This hoist will guarantee the continuity of your process. The TMH hoists are designed with a full load supporting eye for installation, securing (during lift applications) the hoist for extra safety.

STANDARD FEATURES:

- Precise variable speed control (cord- and pendant control)
- Optimum control of the load, very precise positioning
- Mechanical end stop system
- Load limiter built-in without loss of headroom
- Low noise level (83 dBA)
- Air pressure 0,4 - 0,63 MPa

AVAILABLE OPTIONS:

See page 8

RECOMMENDED SMC AIR TREATMENT UNIT:

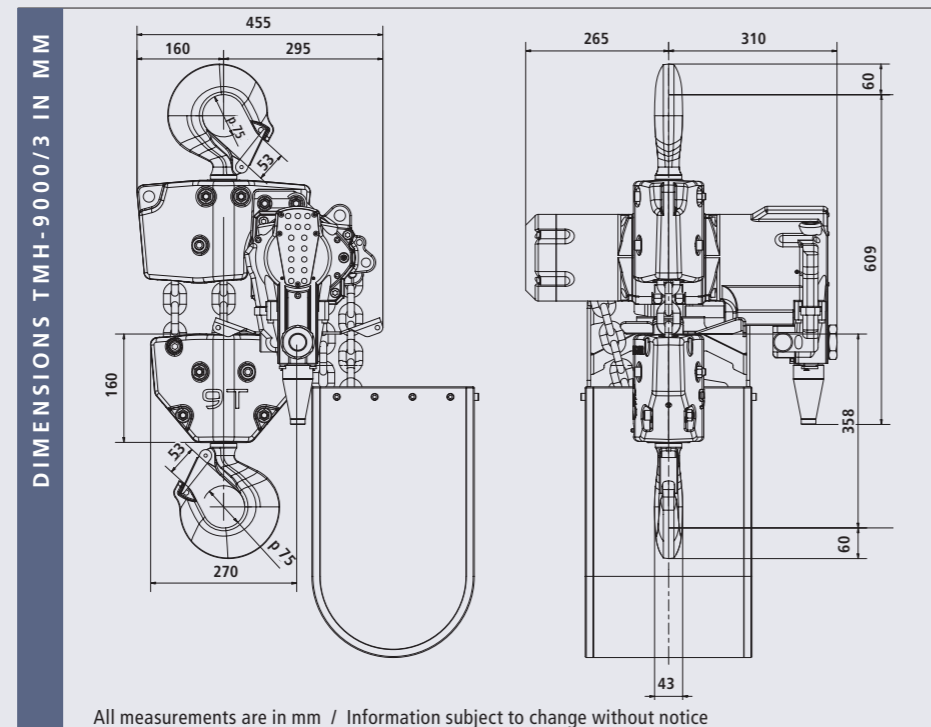
AC60-F10DM-8-B

Model*	WLL	Lifting speed with load	Lifting speed without load	Lowering speed with load
TMH-9000C3 TMH-9000P3E	9.000 kg	1,8 m/min	3,6 m/min	3,4 m/min
TMH-12000C4 TMH-12000P4E	12.000 kg	1,35 m/min	2,7 m/min	2,5 m/min
TMH-15000C5 TMH-15000P5E	15.000 kg	1,08 m/min	2,16 m/min	2,04 m/min

Model*	Air consumption lifting	Air consumption lowering	Air connection	Minimum hose diam
TMH-9000C3 TMH-9000P3E	56 l/sec	68 l/sec	PT 1"	3/4"
TMH-12000C4 TMH-12000P4E	56 l/sec	68 l/sec	PT 1"	3/4"
TMH-15000C5 TMH-15000P5E	56 l/sec	68 l/sec	PT 1"	3/4"

Model*	Working pressure	Weight with 3m hol	Additional metre hol	Chain falls
TMH-9000C3 TMH-9000P3E	0,4-0,63 MPa	170	11,4 kg	3 (13 x 36 mm)
TMH-12000C4 TMH-12000P4E	0,4-0,63 MPa	190	15,2 kg	4 (13 x 36 mm)
TMH-15000C5 TMH-15000P5E	0,4-0,63 MPa	280	19 kg	5 (13 x 36 mm)

*C = Cord control / P = Pendant control



TMH-9000/3

P = PENDANT CONTROL



C = CORD CONTROL



ATEX MARKING



STANDARD ATEX:
II 3 GD c IIA T4

Optional ATEX:
II 2 GD c IIB T4
II 2 GD c IIC T4

FROM OCTOBER 2019

STANDARD ATEX:
GAS:
II 3G Ex h IIA T4 Gc
DUST:
II 3D Ex h IIIA 135°C Dc

Optional ATEX:
GAS:
II 2G Ex h IIB T4 Gb
DUST:
II 2D Ex h IIIB 135°C Db

GAS:
II 2G Ex h IIC T4 Gb
DUST:
II 2D Ex h IIIC 135°C Db


Heavy duty range of hoists for the most demanding applications

SECTION 2 PNEUMATIC CHAIN HOISTS

TMH-9000/3 | TMH-12000/4 | TMH-15000/5



TMH-12000/4



TMH-15000/5

P = PENDANT CONTROL



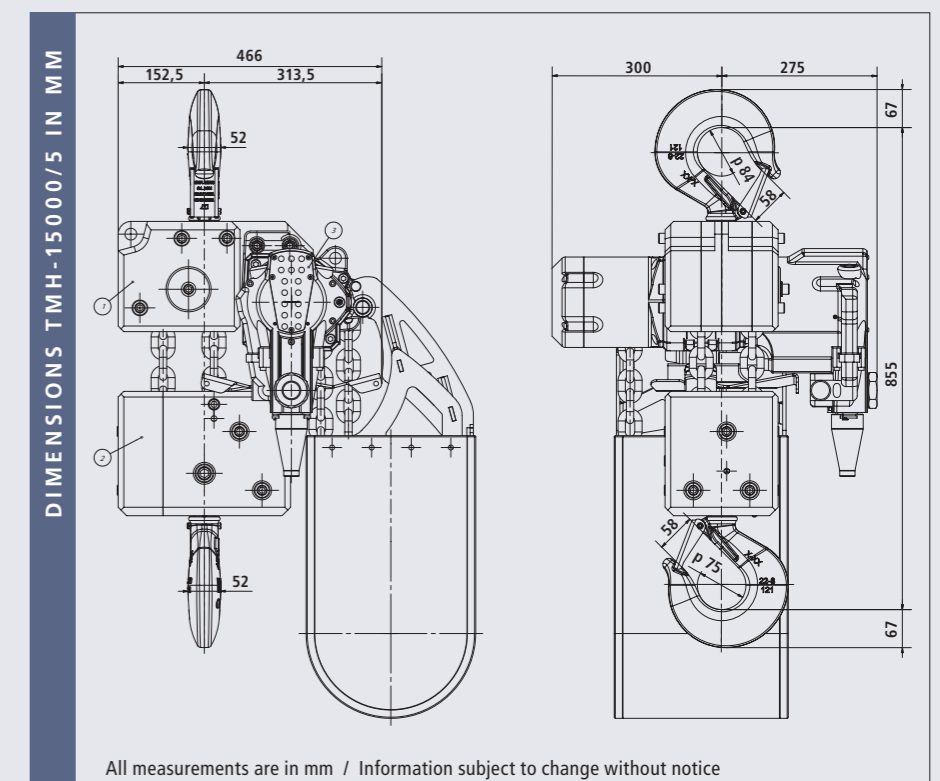
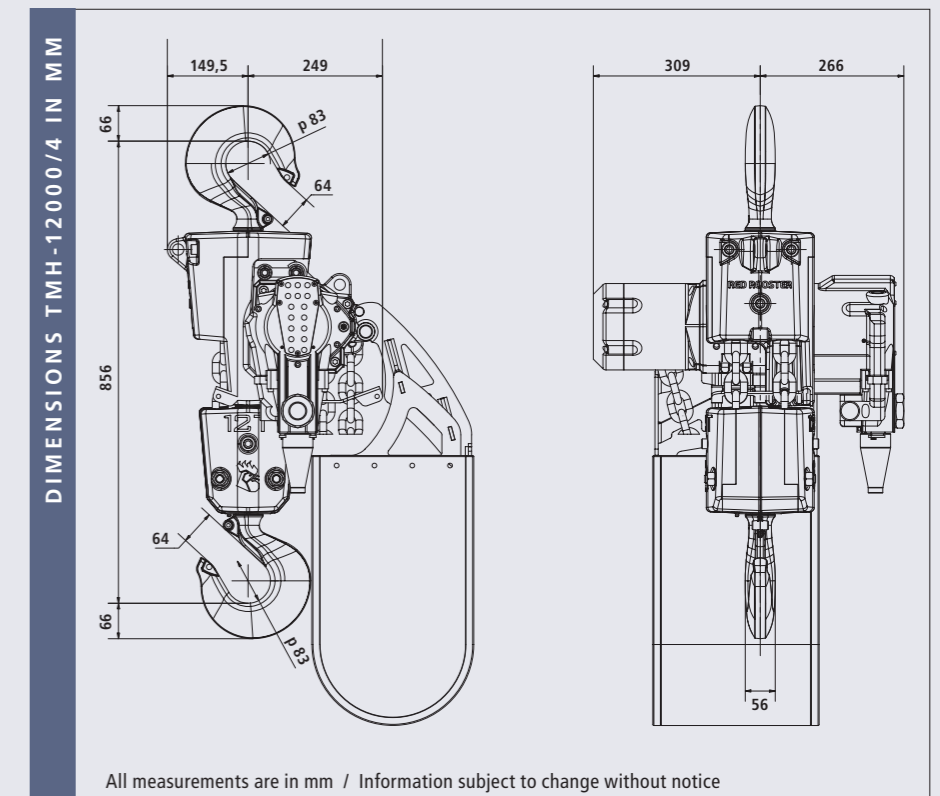
C = CORD CONTROL



ATEX MARKING



FOR ATEX MARKING
SEE PAGE 18.



Heavy duty range of hoists for the most demanding applications

PHOTO SOON AVAILABLE
PLEASE CONSULT OUR WEBSITE

SECTION 2 PNEUMATIC CHAIN HOISTS

TMH-10/2 | TMH-15/3 | TMH-20/4

The NEW RED ROOSTER TMH series air chain hoists have the highest lifting speed with the lowest headroom on the hoist market. With M4 classification of mechanism this hoist is extremely reliable. This hoist will guarantee the continuity of your process. The TMH hoists are designed with a full load supporting eye for installation, securing (during lift applications) the hoist for extra safety.

STANDARD FEATURES:

- Precise variable speed control (cord- and pendant control)
- Optimum control of the load, very precise positioning
- Mechanical end stop system
- Load limiter built-in without loss of headroom
- Low noise level (83 dBA)
- Air pressure 0,4 - 0,63 MPa (4-6,3 bar)

AVAILABLE OPTIONS:

See page 8

RECOMMENDED SMC AIR TREATMENT UNIT:

AC60-F10DM-8-B

Model*	WLL	Lifting speed with load	Lifting speed without load	Lowering speed with load
TMH-10C2 TMH-10P2E	10.000 kg	1,6 m/min	3,3 m/min	3,2 m/min
TMH-15C3 TMH-15P3E	15.000 kg	1,05 m/min	2,2 m/min	2,1 m/min
TMH-20C4 TMH-20P4E	20.000 kg	0,8 m/min	1,6 m/min	1,6 m/min

Model*	Air consumption lifting	Air consumption lowering	Air connection	Minimum hose diam
TMH-10C2 TMH-10P2E	58,3 l/sec	71,7 l/sec	PT 1"	1"
TMH-15C3 TMH-15P3E	58,3 l/sec	71,7 l/sec	PT 1"	1"
TMH-20C4 TMH-20P4E	58,3 l/sec	71,7 l/sec	PT 1"	1"

Model*	Working pressure	Weight with 3m hol	Additional metre hol	Chain falls
TMH-10C2 TMH-10P2E	0,4-0,63 MPa	206	11,4	2 (16 x 45 mm)
TMH-15C3 TMH-15P3E	0,4-0,63 MPa	316	17,1	3 (16 x 45 mm)
TMH-20C4 TMH-20P4E	0,4-0,63 MPa	466	22,8	4 (16 x 45 mm)

*C = Cord control / P = Pendant control

All measurements are in mm / Information subject to change without notice

NOTE:

Dimensions and drawings at this moment only available on request or check our website for the most up-to-date information.



ATEX MARKING	
Ex	STANDARD ATEX: II 3 GD c IIA T4
	Optional ATEX: II 2 GD c IIB T4 II 2 GD c IIC T4
FROM OCTOBER 2019	
	STANDARD ATEX: GAS: II 3G Ex h IIA T4 Gc DUST: II 3D Ex h IIIA 135°C Dc
	Optional ATEX: GAS: II 2G Ex h IIB T4 Gb DUST: II 2D Ex h IIIB 135°C Db
	GAS: II 2G Ex h IIC T4 Gb DUST: II 2D Ex h IIIC 135°C Db

Heavy duty range of hoists for the most demanding applications

SECTION 2 PNEUMATIC CHAIN HOISTS

TMH-25/2 | TMH-30/2

The NEW RED ROOSTER TMH series air chain hoists have the highest lifting speed with the lowest headroom on the hoist market. With classification of mechanism, M3 for the TMH-25 and M2 for the TMH-30, these hoists are extremely reliable. This hoist will guarantee the continuity of your process. The TMH hoists are designed with a full load supporting eye for installation, securing (during lift applications) the hoist for extra safety.

STANDARD FEATURES:

- Precise variable speed control (cord- and pendant control)
- Optimum control of the load, very precise positioning
- Mechanical end stop system
- Load limiter built-in without loss of headroom
- Low noise level (82 dBA)
- Air pressure 0,4 - 0,63 MPa (4-6,3 bar)

AVAILABLE OPTIONS:

See page 8

RECOMMENDED SMC AIR TREATMENT UNIT:

SO-112392-AC825-14

Model*	WLL	Lifting speed with load	Lifting speed without load	Lowering speed with load
TMH-25C2 TMH-25P2E	25.000 kg	1,4 m/min	2,7 m/min	3 m/min
TMH-30C2 TMH-30P2E	30.000 kg	1,0 m/min	2,7 m/min	2,7 m/min


Model*	Air consumption lifting	Air consumption lowering	Air connection	Minimum hose diam
TMH-25C2 TMH-25P2E	108 l/sec	180 l/sec	PT 1½"	1½"
TMH-30C2 TMH-30P2E	108 l/sec	167 l/sec	PT 1½"	1½"

Model*	Working pressure	Weight with 3m hol	Additional metre hol	Chain falls
TMH-25C2 TMH-25P2E	0,4-0,63 MPa	581 kg	24,4 kg	2 (23,5 x 66 mm)
TMH-30C2 TMH-30P2E	0,4-0,63 MPa	581 kg	24,4 kg	2 (23,5 x 66 mm)

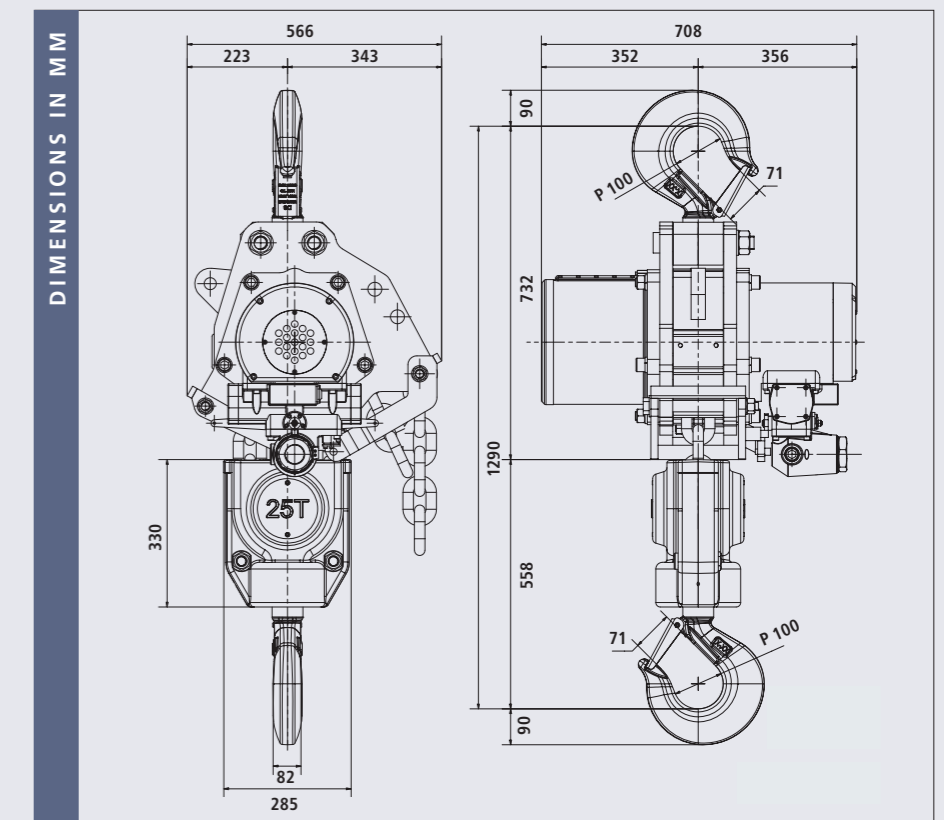
*C = Cord control / P = Pendant control



TMH-25/2 | TMH-30/2



ATEX MARKING	
Ex	STANDARD ATEX: II 3 GD c IIA T4
	Optional ATEX: II 2 GD c IIB T4 II 2 GD c IIC T4
FROM OCTOBER 2019	
	STANDARD ATEX: GAS: II 3G Ex h IIA T4 Gc DUST: II 3D Ex h IIIA 135°C Dc
	Optional ATEX: GAS: II 2G Ex h IIB T4 Gb DUST: II 2D Ex h IIIB 135°C Db
	GAS: II 2G Ex h IIC T4 Gb DUST: II 2D Ex h IIIC 135°C Db



Heavy duty range of hoists for the most demanding applications

SECTION 2 PNEUMATIC CHAIN HOISTS TMH-37,5/3 | TMH-45/3

The NEW RED ROOSTER TMH series air chain hoists have the highest lifting speed with the lowest headroom on the (hoist) market. With classification mechanism M3 for the TMH-37,5/3 and M2 classification of mechanism for the TMH-45/3 these hoists are extremely reliable. This hoist will guarantee the continuity of your process. The TMH hoists are designed with supporting eye for installation, securing the hoist for extra safety.

STANDARD FEATURES:

- Precise variable speed control (cord- and pendant control)
- Optimum control of the load, very precise positioning
- Mechanical end stop system
- Load limiter built-in without loss of headroom
- Low noise level (82 dBA)
- Air pressure 0,4 - 0,63 MPa

AVAILABLE OPTIONS:

See page 8

RECOMMENDED SMC AIR TREATMENT UNIT:


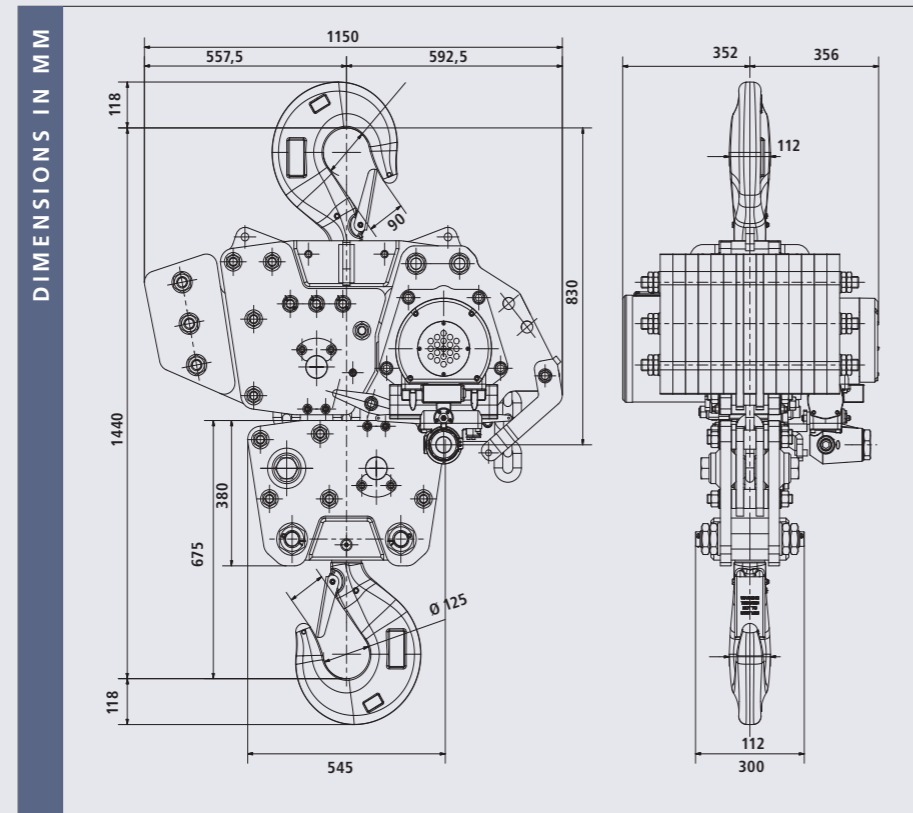
SO-112392-AC825-14

Model*	WLL	Lifting speed with load	Lifting speed without load	Lowering speed with load
TMH-37,5/C3 TMH-37,5/P3E	37.500 kg	1,0 m/min	1,8 m/min	2 m/min
TMH-45/C3 TMH45/P3E	45.000 kg	0,65 m/min	1,8 m/min	1,8 m/min

Model*	Air consumption lifting	Air consumption lowering	Air connection	Minimum hose diam
TMH-37,5/C3 TMH-37,5/P3E	108 l/sec	180 l/sec	PT 1½"	1½"
TMH-45/C3 TMH45/P3E	108 l/sec	167 l/sec	PT 1½"	1½"

Model*	Working pressure	Weight with 3m hol	Additional metre hol	Chain falls
TMH-37,5/C3 TMH-37,5/PE3	0,4-0,63 MPa	1.300 kg	36,6 kg	3 (23,5 x 66 mm)
TMH-45/C3 TMH45/P3E	0,4-0,63 MPa	1.300 kg	36,6 kg	3 (23,5 x 66 mm)

*C = Cord control / P = Pendant control



TMH-37,5/3 | TMH-45/3

P = PENDANT CONTROL



C = CORD CONTROL



ATEX MARKING



STANDARD ATEX:
II 3 GD c IIA T4

Optional ATEX:
II 2 GD c IIB T4
II 2 GD c IIC T4

FROM OCTOBER 2019

STANDARD ATEX:
GAS:
II 3G Ex h IIA T4 Gc
DUST:
II 3D Ex h IIIA 135°C Dc

Optional ATEX:
GAS:
II 2G Ex h IIB T4 Gb
DUST:
II 2D Ex h IIIB 135°C Db

GAS:
II 2G Ex h IIC T4 Gb
DUST:
II 2D Ex h IIIC 135°C Db

Heavy duty range of hoists for the most demanding applications

SECTION 2 PNEUMATIC CHAIN HOISTS TMH-50/4 | TMH-60/4

The NEW RED ROOSTER TMH series air chain hoists have the highest lifting speed with the lowest headroom on the (hoist) market. With classification mechanism M3 for the TMH-37,5/3 and M2 classification of mechanism for the TMH-45/3 these hoists are extremely reliable. This hoist will guarantee the continuity of your process. The TMH hoists are designed with supporting eye for installation, securing the hoist for extra safety.

STANDARD FEATURES:

- Precise variable speed control (cord- and pendant control)
- Optimum control of the load, very precise positioning
- Mechanical end stop system
- Load limiter built-in without loss of headroom
- Low noise level (82 dBA)
- Air pressure 0,4 - 0,63 MPa (4-6,3 bar)

AVAILABLE OPTIONS:

See page 8

RECOMMENDED SMC AIR TREATMENT UNIT:


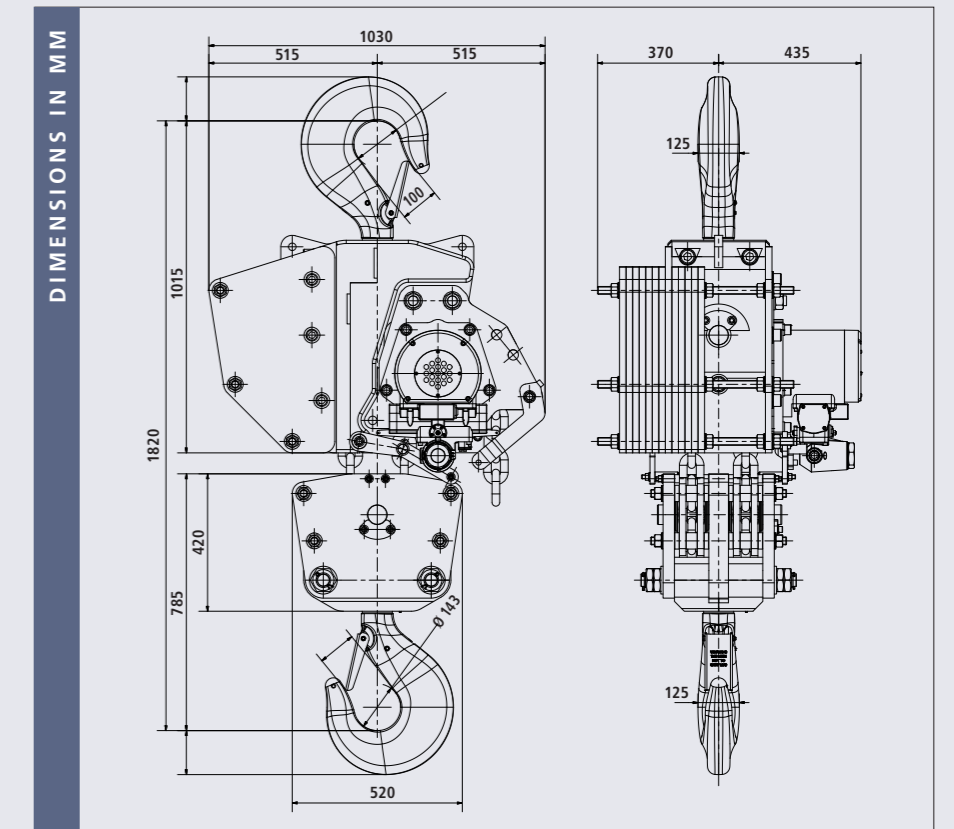
SO-112392-AC825-14

Model*	WLL	Lifting speed with load	Lifting speed without load	Lowering speed with load
TMH-50/C4 TMH-50/P4E	50.000 kg	0,7 m/min	1,3 m/min	1,5 m/min
TMH-60/C4 TMH-60/P4E	60.000 kg	0,5 m/min	1,3 m/min	1,3 m/min

Model*	Air consumption lifting	Air consumption lowering	Air connection	Minimum hose diam
TMH-50/C4 TMH-50/P4E	108 l/sec	180 l/sec	PT 1½"	1½"
TMH-60/C4 TMH-60/P4E	108 l/sec	167 l/sec	PT 1½"	1½"

Model*	Working pressure	Weight with 3m hol	Additional metre hol	Chain falls
TMH-50/C4 TMH-50/P4E	0,4-0,63 MPa	1.800 kg	48,8 kg	4 (23,5 x 66 mm)
TMH-60/C4 TMH-60/P4E	0,4-0,63 MPa	*	48,8 kg	4 (23,5 x 66 mm)

*C = Cord control / P = Pendant control



TMH-50/4 | TMH-60/4

P = PENDANT CONTROL



C = CORD CONTROL



ATEX MARKING



STANDARD ATEX:
II 3 GD c IIA T4

Optional ATEX:
II 2 GD c IIB T4
II 2 GD c IIC T4

FROM OCTOBER 2019

STANDARD ATEX:
GAS:
II 3G Ex h IIA T4 Gc
DUST:
II 3D Ex h IIIA 135°C Dc

Optional ATEX:
GAS:
II 2G Ex h IIB T4 Gb
DUST:
II 2D Ex h IIIB 135°C Db

GAS:
II 2G Ex h IIC T4 Gb
DUST:
II 2D Ex h IIIC 135°C Db

Heavy duty range of hoists for the most demanding applications

SECTION 2 PNEUMATIC CHAIN HOISTS TMH-75/6 | TMH-100/8

The NEW RED ROOSTER TMH series air chain hoists have the highest lifting speed with the lowest headroom on the hoist market. With M3 classification of mechanism this hoist is extremely reliable. This hoist will guarantee the continuity of your process. The TMH hoists are designed with supporting eye for installation, securing the hoist for extra safety.

STANDARD FEATURES:

- Precise variable speed control (cord- and pendant control)
- Optimum control of the load, very precise positioning
- Mechanical end stop system
- Load limiter built-in without loss of headroom
- Low noise level (82 dBA)
- Air pressure 0,4 - 0,63 MPa (4-6,3 bar)

AVAILABLE OPTIONS:

See page 8

RECOMMENDED SMC AIR TREATMENT UNIT:

SO-112392-AC825-14

Model*	WLL	Lifting speed with load	Lifting speed without load	Lowering speed with load
TMH-75C6 TMH-75P6E	75.000 kg	0,45 m/min	0,8 m/min	1 m/min
TMH-100C8 TMH-100P8E	100.000 kg	0,35 m/min	0,65 m/min	0,75 m/min

Model*	Air consumption lifting	Air consumption lowering	Air connection	Minimum hose diam
TMH-75C6 TMH-75P6E	108 l/sec	180 l/sec	PT 1½"	1½"
TMH-100C8 TMH-100P8E	108 l/sec	180 l/sec	PT 1½"	1½"

Model*	Working pressure	Weight with 3m hol	Additional metre hol	Chain falls
TMH-75C6 TMH-75P6E	0,4-0,63 MPa	2.500 kg	73,2 kg	6 (23,5 x 66 mm)
TMH-100C8 TMH-100P8E	0,4-0,63 MPa	3.300 kg	97,6 kg	8 (23,5 x 66 mm)

*C = Cord control / P = Pendant control


NOTE:

Dimensions and drawings at this moment are only available on request or check our website for the most up-to-date information.



ATEX MARKING	
Ex	STANDARD ATEX: II 3 GD c IIA T4
	Optional ATEX: II 2 GD c IIB T4 II 2 GD c IIC T4
----- FROM OCTOBER 2019 -----	
	STANDARD ATEX: GAS: II 3G Ex h IIA T4 Gc DUST: II 3D Ex h IIIA 135°C Dc
	Optional ATEX: GAS: II 2G Ex h IIB T4 Gb DUST: II 2D Ex h IIIB 135°C Db
	GAS: II 2G Ex h IIC T4 Gb DUST: II 2D Ex h IIIC 135°C Db

SECTION 3 PNEUMATIC HOIST & TROLLEY RANGE




RED ROOSTER PNEUMATIC HOISTS AND TROLLEYS COMPLY WITH THE EUROPEAN MACHINERY DIRECTIVE AND ARE CE MARKED

Heavy duty range
of hoists with high
efficiency motor gearbox

SECTION 3 PNEUMATIC CHAIN HOIST & TROLLEY


TCR-250-AT2S | TCR-500/2-AT2S | TCS-500-AT2S | TCS-980/2-AT2S



TCR-250-AT2S | TCR-500/2-AT2S



TCS-500-AT2S



TCS-980-AT2S

HOIST	TCR-250-AT2S	TCR-500/2-AT2S	TCS-500-AT2S	TCS-980/2-AT2S
WLL	250 kg	500 kg	500 kg	980 kg
Chain falls	1	2	1	2
Chain size	4 x 12	4 x 12	6,3 x 19,1	6,3 x 19,1
Lifting speed full load	9,3 m/min	4,6 m/min	17 m/min	8,5 m/min
Lifting speed without load	19 m/min	9,5 m/min	33 m/min	16 m/min
Air consumption (L/SEC)	15	15	28	28
Working pressure	0,4-0,63 MPa	0,4-0,63 MPa	0,4-0,63 MPa	0,4-0,63 MPa
Air connection	1/2" PT	1/2" PT	1/2" PT	1/2" PT
Minium hose diameter	1/2"	1/2"	1/2"	1/2"
Weight 3 m hol & trolley	32 kg	34 kg	41 kg	45 kg
Additional metre hol	0,35 kg	0,7 kg	0,8 kg	1,6 kg

TROLLEY	AT2S	AT2S	AT2S	AT2S
Flange: Range 1	55-140	55-140	55-140	55-140
Flange: Range 2	140-220	140-220	140-220	140-220
Flange: Range 3	220-300	220-300	220-300	220-300
Standard trolley temp range	-10 to +50°C	-10 to +50°C	-10 to +50°C	-10 to +50°C
Optional trolley temp range	-20 to +70°C	-20 to +70°C	-20 to +70°C	-20 to +70°C
Standard travel speed	9 m/min	9 m/min	9 m/min	9 m/min
ATEX travel speed	6 m/min	6 m/min	6 m/min	6 m/min
Optional travel speed	14 m/min	14 m/min	14 m/min	14 m/min
Wheel material	Steel	Steel	Steel	Steel
ATEX wheel material	Bronze	Bronze	Bronze	Bronze
Minium bend radius (m)	1,5	1,5	1,5	1,5
Number of wheels	4	4	4	4
Driven wheels	2	2	2	2
Max. air consumption	25 l/sec	25 l/sec	25 l/sec	25 l/sec
Hose ID trolley	1/2"	1/2"	1/2"	1/2"

STANDARD FEATURES:

- TOKU rotary vane motor
- Robust planetary gearbox
- Failsafe automatic internal disc brake
- Choice of pendant controls or control stations
- Upper & lower limit switches
- Lightweight aluminum housing
- Internal silencing down to 83 dB(A)
- Alloy safety swivel hooks with safety catch
- Load chain of European manufacture to EN818-7
- Trolley to suit various flange profiles
- Anti-tilt & anti-drop plates
- High efficiency motor gearbox
- Heavy duty sealed wheel bearings
- Wheel profile to suit parallel or tapered flanges

AVAILABLE OPTIONS:

- Marine specification
- Special paint systems
- Collision bumpers
- ATEX zone 1 specification
- Chain collectors (PVC, galvanised or stainless steel)
- Articulated trolley
- Low headroom units
- Rack & pinion drive
- Travel limits
- Air service units
- Festoon systems
- Radio control remote
- Optional travel speeds
- Beam brake

RECOMMENDED SMC AIR TREATMENT UNIT:

TCR-250-AT2S & TCR-500-AT2S: AC30-F03DM-8-B
TCS-500-AT2S & TCS-980-AT2S: AC40-F04DM-8-B

ATEX MARKING



FOR ATEX MARKING
SEE PAGE 34.

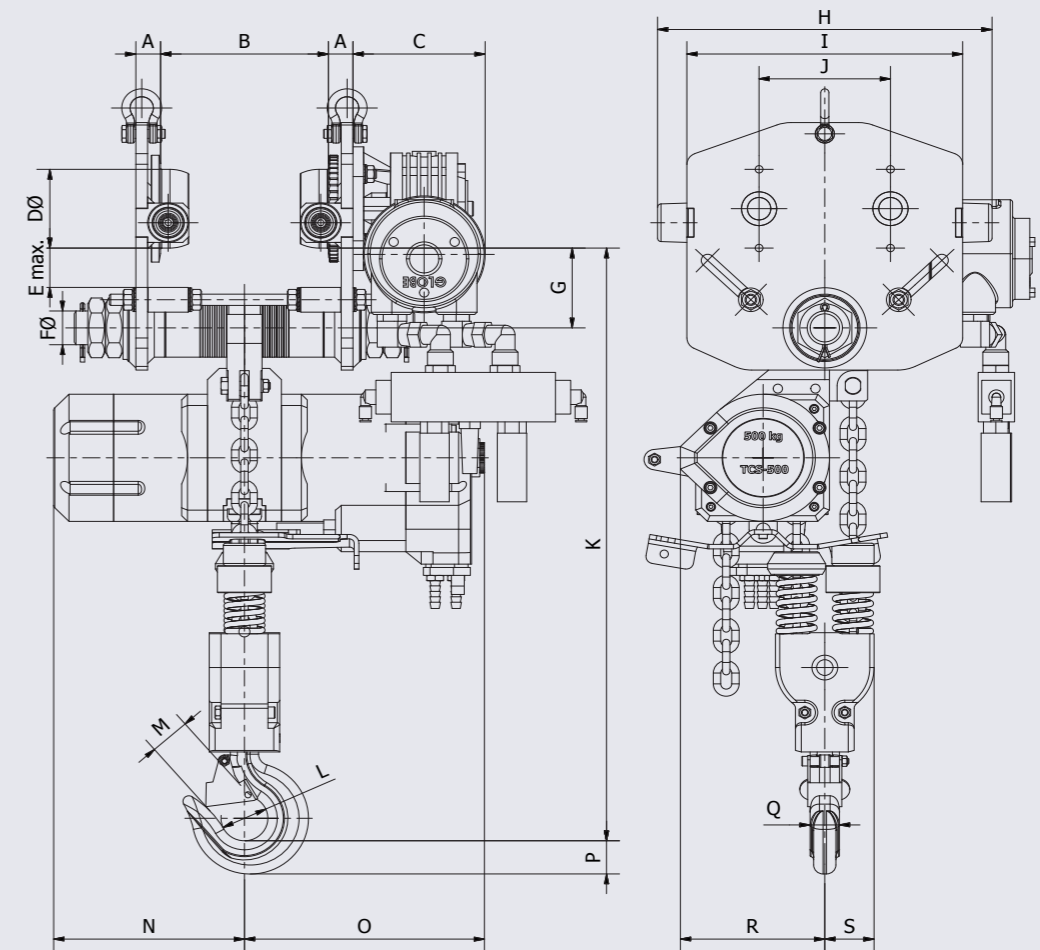
P = PENDANT CONTROL



SECTION 3 PNEUMATIC CHAIN HOIST & TROLLEY

TCR-250-AT2S | TCR-500/2-AT2S | TCS-500-AT2S | TCS-980/2-AT2S

DIMENSIONS IN MM




TYPE	TCR-250-AT2S	TCR-500/2-AT2S	TCS-500-AT2S	TCS-980/2-AT2S
A	21	21	21	21
B	TBC	TBC	TBC	TBC
C	135	135	135	135
DØ	70	70	70	70
E	35	35	35	35
FØ	35	35	35	35
G	71	71	71	71
H	285	285	285	285
I	235	235	235	235
J	112	112	112	112
K	350	390	450	530
LØ	36	35	36	40
M	22	25	22	23
N	112	112	163	163
O	140	140	205	205
P	15	25	15	30
Q	20	18	20	25
R	70	87,5	100	123
S	22	32,5	18,5	42

All measurements are in mm / Information subject to change without notice


SECTION 3

PNEUMATIC CHAIN HOIST & TROLLEY


TCR-500-AT2S | TCR-1000/2-AT2S | TCR-1000-AT2S | TCR-2000/2-AT2S



TCR-500-AT2S | TCR-1000/2-AT2S



TCR-1000-AT2S



TCR-2000/2-AT2S

HOIST	TCR-500-AT2S	TCR-1000/2-AT2S	TCR-1000-AT2S	TCR-2000/2-AT2S
WLL	250 kg / 500 kg	1.000 kg	1.000 kg	2.000 kg
Chain falls	1	2	1	2
Chain size	6,3 x 19,1	6,3 x 19,1	7,1 x 21	7,1 x 21
Lifting speed full load	12 / 10,5 m/min	5,3 m/min	6 m/min	3 m/min
Lifting speed without load	16 m/min	9,5 m/min	11,3 m/min	5,7 m/min
Air consumption (L/SEC)	25	25	25	25
Working pressure	0,4-0,63 MPa	0,4-0,63 MPa	0,4-0,63 MPa	0,4-0,63 MPa
Air connection	1/2" PT	1/2" PT	1/2" PT	1/2" PT
Minium hose diameter	1/2"	1/2"	1/2"	1/2"
Weight 3 m hol & trolley	59 kg	62 kg	61 kg	67 kg
Additional metre hol	0,8 kg	1,6 kg	1,1 kg	2,2 kg

TROLLEY	AT2S	AT2S	AT2S	AT2S
Flange: Range 1	55-140	55-140	55-140	55-140
Flange: Range 2	140-220	140-220	140-220	140-220
Flange: Range 3	220-300	220-300	220-300	220-300
Standard trolley temp range	-10 to +50°C	-10 to +50°C	-10 to +50°C	-10 to +50°C
Optional trolley temp range	-20 to +70°C	-20 to +70°C	-20 to +70°C	-20 to +70°C
Standard travel speed	9 m/min	9 m/min	9 m/min	9 m/min
ATEX travel speed	6 m/min	6 m/min	6 m/min	6 m/min
Optional travel speed	14 m/min	14 m/min	14 m/min	14 m/min
Wheel material	Steel	Steel	Steel	Steel
ATEX wheel material	Bronze	Bronze	Bronze	Bronze
Minium bend radius (m)	1,5	1,5	1,5	1,5
Number of wheels	4	4	4	4
Driven wheels	2	2	2	2
Max. air consumption	25 l/sec	25 l/sec	25 l/sec	25 l/sec
Hose ID trolley	1/2"	1/2"	1/2"	1/2"

STANDARD FEATURES:

- TOKU rotary vane motor
- Robust planetary gearbox
- Failsafe automatic internal disc brake
- Choice of pendant controls or control stations
- Upper & lower limit switches
- Cast steel housing
- Internal silencing down to 83 dB(A)
- Alloy safety swivel hooks with safety catch
- Load chain of European manufacture to EN818-7
- Automatic, adjustable load limiter
- Trolley to suit various flange profiles
- Anti-tilt & anti-drop plates
- High efficiency motor gearbox
- Heavy duty sealed wheel bearings
- Wheel profile to suit parallel or tapered flanges

AVAILABLE OPTIONS:

- Marine specification
- Special paint systems
- Collision bumpers
- ATEX zone 1 specification
- Chain collectors (PVC, galvanised or stainless steel)
- Articulated trolley
- Low headroom units
- Rack & pinion drive
- Travel limits
- Air service units
- Festoon systems
- Radio control remote
- Optional travel speeds
- Beam brake

RECOMMENDED SMC AIR TREATMENT UNIT:

AC40-F04DM-8-B

ATEX MARKING



FOR ATEX MARKING SEE PAGE 34.

P = PENDANT CONTROL

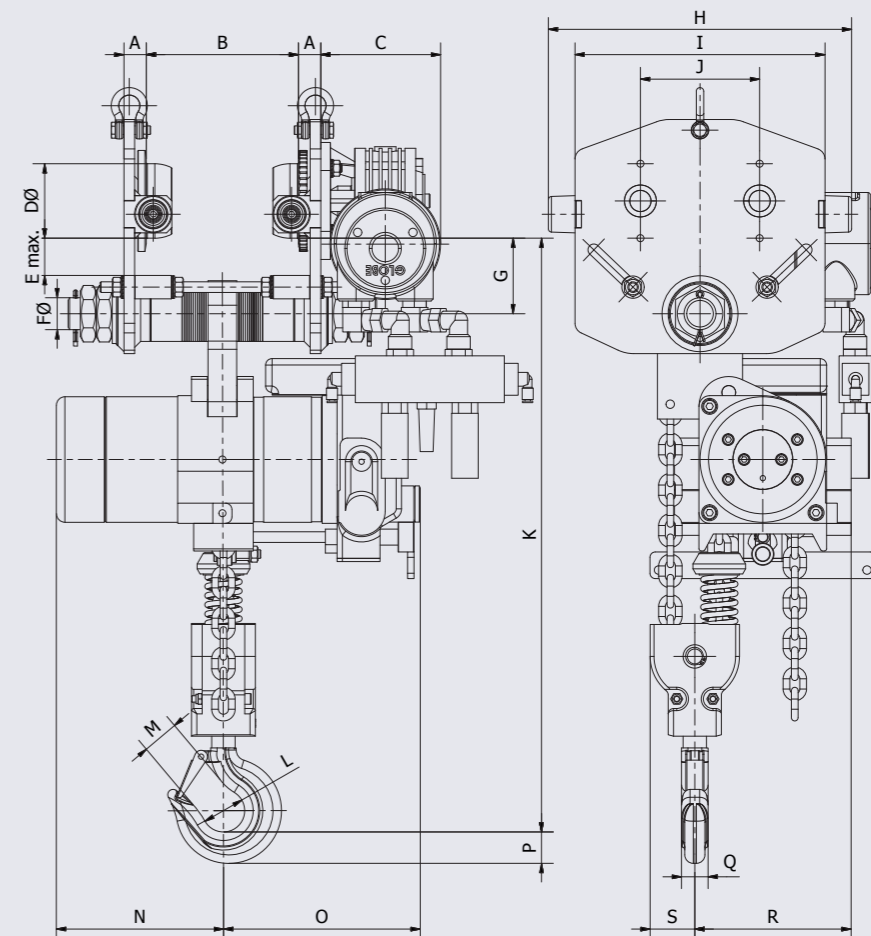


SECTION 3

PNEUMATIC CHAIN HOIST & TROLLEY

TCR-500-AT2S | TCR-1000/2-AT2S | TCR-1000-AT2S | TCR-2000/2-AT2S

DIMENSIONS IN MM




TYPE	TCR-500-AT2S	TCR-1000/2-AT2S	TCR-1000-AT2S	TCR-2000/2-AT2S
A	21	21	21	21
B	TBC	TBC	TBC	TBC
C	135	135	135	135
DØ	70	70	70	70
E	35	35	35	35
FØ	35	35	35	35
G	71	71	71	71
H	285	285	285	285
I	235	235	235	235
J	112	112	112	112
K	525	560	525	645
LØ	40	40	40	45
M	29	29	29	29
N	156	156	156	155
O	186	186	186	185
P	29,5	29,5	29,5	37
Q	25	25	25	30
R	113	147	116	140
S	20	42	23	55

All measurements are in mm / Information subject to change without notice


SECTION 3

PNEUMATIC CHAIN HOIST & TROLLEY

TMH-3000-AT3S | TMH-6000/2-AT6S



TMH-3000-AT3S



TMH-6000/2-AT6S

HOIST	TMH-3000-AT3S	TMH-6000/2-AT6S
WLL	3.000 kg	6.000 kg
Chain falls	1	2
Chain size	13 x 36	13 x 36
Lifting speed full load	5,4 m/min	2,7 m/min
Lifting speed without load	10,8 m/min	5,4 m/min
Air consumption (L/SEC)	68	68
Working pressure	0,4-0,63 MPa	0,4-0,63 MPa
Air connection	1" PT	1" PT
Minium hose diameter	3/4"	3/4"
Weight 3 m hol & trolley	147 kg	214 kg
Additional metre hol	3,8 kg	7,6 kg

TROLLEY	AT3S	AT6S
Flange: Range 1	80-160	90-160
Flange: Range 2	140-230	160-230
Flange: Range 3	230-300	230-300
Standard trolley temp range	-10 to +50°C	-10 to +50°C
Optional trolley temp range	-20 to +70°C	-20 to +70°C
Standard travel speed	6 m/min	6 m/min
ATEX travel speed	6 m/min	6 m/min
Wheel material	Steel	Steel
ATEX wheel material	Bronze	Bronze
Minium bend radius (m)	2,5	2,5
Number of wheels	4	4
Driven wheels	2	2
Max. air consumption	25 l/sec	25 l/sec
Hose ID trolley	3/4"	3/4"

STANDARD FEATURES:

- TOKU rotary vane motor
- ATEX zone 2 specification
- Robust 3 step planetary gearbox
- Failsafe automatic internal disc brake
- Choice of pendant controls or control stations
- Mechanical upper & lower switches
- Cast steel housing
- Internal silencing down to 83 dB(A)
- Alloy safety swivel hooks with safety catch
- Load chain 13 x 36 mm of European manufacture to EN818-7
- Automatic load limiter
- Trolley to suit various flange profiles
- Anti-tilt & anti-drop plates
- High efficiency motor gearbox
- Heavy duty sealed wheel bearings
- Wheel profile to suit parallel or tapered flanges

AVAILABLE OPTIONS:

- Marine specification
- Special paint systems
- Collision bumpers
- Corrosion protection
- ATEX zone 1 specification
- Chain collectors (galvanised or stainless steel)
- Articulated trolley
- Low headroom units
- Rack & pinion drive
- Travel limits
- Air service units
- Festoon systems
- Radio control remote
- Optional travel speeds
- Beam brake

RECOMMENDED SMC AIR TREATMENT UNIT:

AC60-F10DM-8-B

ATEX MARKING



FOR ATEX MARKING SEE PAGE 34.

P = PENDANT CONTROL

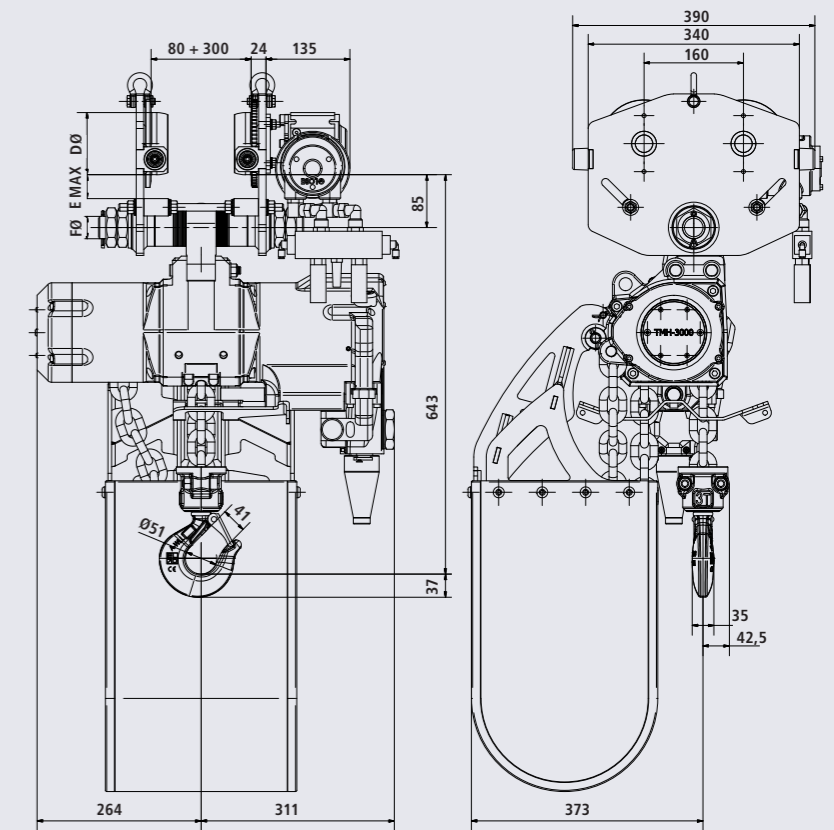


SECTION 3

PNEUMATIC CHAIN HOIST & TROLLEY

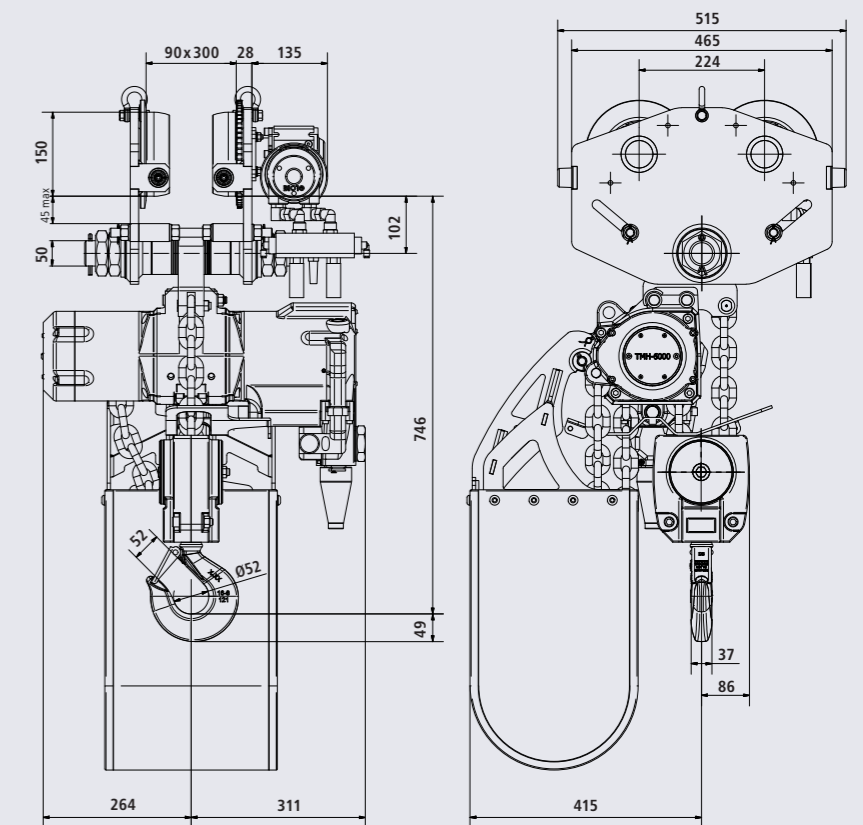
TMH-3000-AT3S | TMH-6000/2-AT6S

DIMENSIONS TMH-3000-AT3S IN MM



All measurements are in mm / Information subject to change without notice

DIMENSIONS TMH-6000/2-AT6S IN MM



All measurements are in mm / Information subject to change without notice

SECTION 3

PNEUMATIC CHAIN HOIST & TROLLEY

TMH-9000/3-AT10S | TMH-12000/4-AT10S



TMH-9000/3-AT10S



TMH-12000/4-AT10S

HOIST	TMH-9000/3-AT10S	TMH-12000/4-AT10S
WLL	9.000 kg	12.000 kg
Chain falls	3	4
Chain size	13 x 36	13 x 36
Lifting speed full load	1,8 m/min	1,35 m/min
Lifting speed without load	3,6 m/min	2,7 m/min
Air consumption (L/SEC)	68	68
Working pressure	0,4-0,63 MPa	0,4-0,63 MPa
Air connection	1" PT	1" PT
Minium hose diameter	3/4"	3/4"
Weight 3 m hol & trolley	280 kg	310 kg
Additional metre hol	11,4 kg	15,2 kg

TROLLEY	AT10S	AT10S
Flange: Range 1	110-180	110-180
Flange: Range 2	180-240	180-240
Flange: Range 3	240-300	240-300
Standard trolley temp range	-10 to +50°C	-10 to +50°C
Optional trolley temp range	-20 to +70°C	-20 to +70°C
Standard travel speed	8 m/min	8 m/min
ATEX travel speed	8 m/min	8 m/min
Wheel material	Steel	Steel
ATEX wheel material	Bronze	Bronze
Minium bend radius (m)	2,5	2,5
Number of wheels	4	4
Driven wheels	2	2
Max. air consumption	40 l/sec	40 l/sec
Hose ID trolley	3/4"	3/4"

STANDARD FEATURES:

- TOKU rotary vane motor
- ATEX zone 2 specification
- Robust 3 step planetary gearbox
- Failsafe automatic internal disc brake
- Choice of pendant controls or control stations
- Mechanical upper & lower switches
- Cast steel housing
- Internal silencing down to 83 dB(A)
- Alloy safety swivel hooks with safety catch
- Load chain 13 x 36 mm of European manufacture to EN818-7
- Automatic load limiter
- Trolley to suit various flange profiles
- Anti-tilt & anti-drop plates
- High efficiency motor gearbox
- Heavy duty sealed wheel bearings
- Wheel profile to suit parallel or tapered flanges

AVAILABLE OPTIONS:

- Marine specification
- Special paint systems
- Collision bumpers
- Corrosion protection
- ATEX zone 1 specification
- Chain collectors (galvanised or stainless steel)
- Articulated trolley
- Low headroom units
- Rack & pinion drive
- Travel limits
- Air service units
- Festoon systems
- Radio control remote
- Optional travel speeds
- Beam brake

RECOMMENDED SMC AIR TREATMENT UNIT:

AC60-F10DM-8-B

ATEX MARKING



FOR ATEX MARKING SEE PAGE 34.

P = PENDANT CONTROL

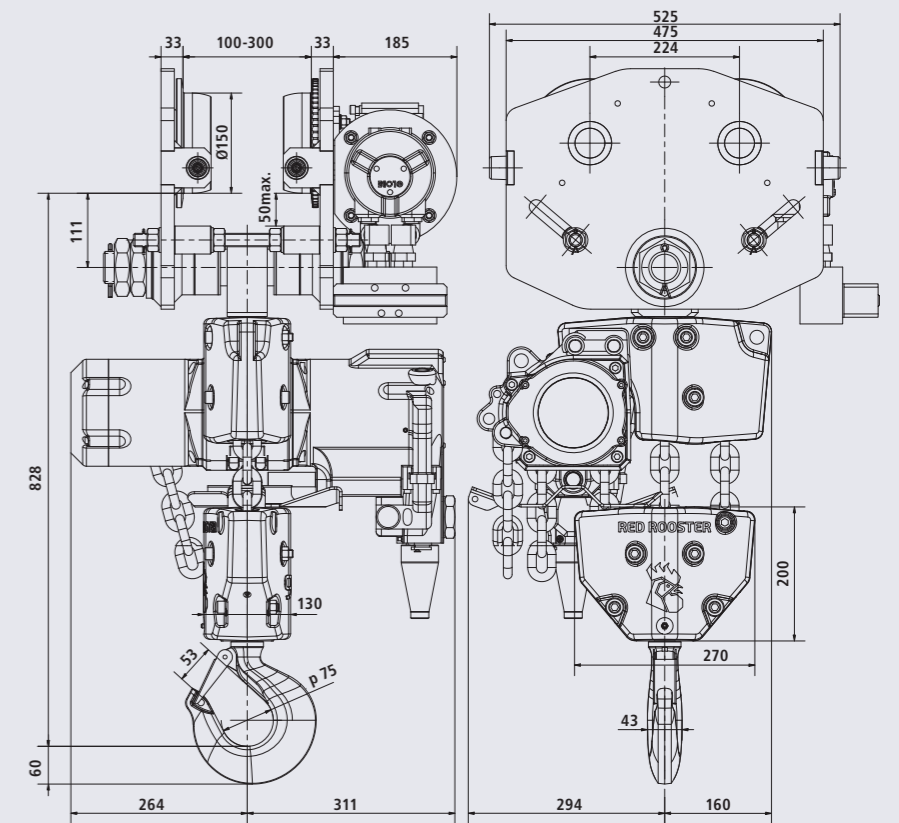


SECTION 3

PNEUMATIC CHAIN HOIST & TROLLEY

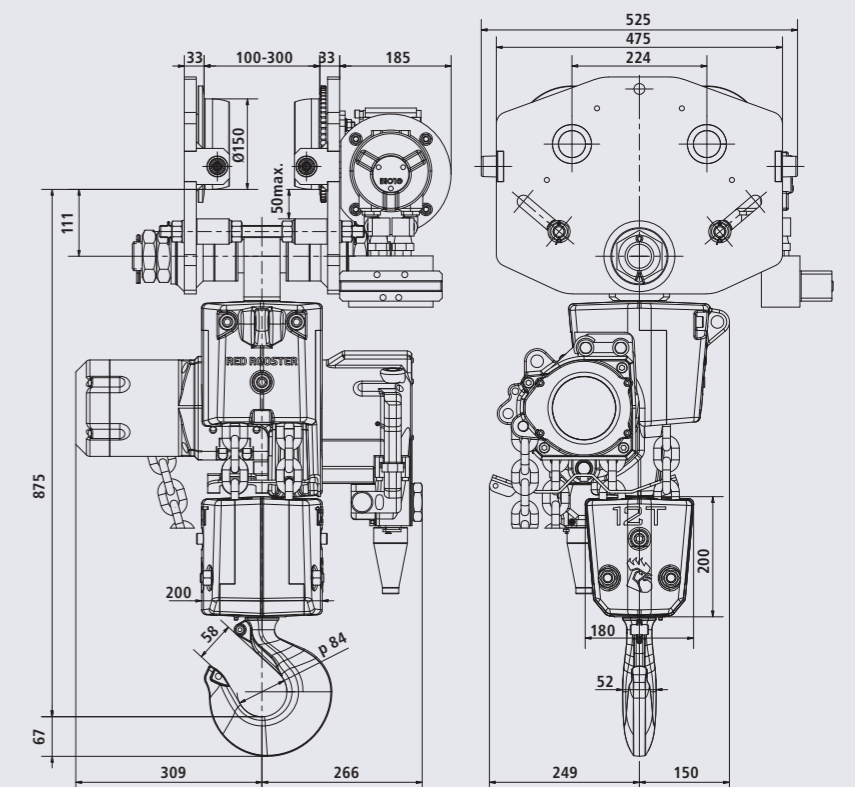
TMH-9000/3-AT10S | TMH-12000/4-AT10S

DIMENSIONS TMH-9000/3-AT10S IN MM



All measurements are in mm / Information subject to change without notice

DIMENSIONS TMH-12000/4-AT10S IN MM



All measurements are in mm / Information subject to change without notice

SECTION 3

PNEUMATIC CHAIN HOIST & TROLLEY

TMH-15000/5-AT15S

HOIST	TMH-15000/5-AT15S
WLL	15.000 kg
Chain falls	5
Chain size	13 x 36
Lifting speed full load	1,2 m/min
Lifting speed without load	2,2 m/min
Air consumption (L/SEC)	68
Working pressure	0,4-0,63 MPa
Air connection	1" PT
Minium hose diameter	1"
Weight 3 m hol & trolley	-
Additional metre hol	19 kg

TROLLEY	AT15S
Flange: Range 1	110-180
Flange: Range 2	180-240
Flange: Range 3	240-300
Standard trolley temp range	-10 to +50°C
Optional trolley temp range	-20 to +70°C
Standard travel speed	6,8 m/min
Wheel material	Steel
ATEX wheel material	Bronze
Minium bend radius (m)	3,0
Number of wheels	4
Driven wheels	2
Max. air consumption	40 l/sec
Hose ID trolley	1"

STANDARD FEATURES:

- TOKU rotary vane motor
- ATEX zone 2 specification
- Robust 3 step planetary gearbox
- Failsafe automatic internal disc brake
- Choice of pendant controls or control stations
- Mechanical upper & lower switches
- Cast steel housing
- Internal silencing down to 83 dB(A)
- Alloy safety swivel hooks with safety catch
- Load chain 13 x 36 mm of European manufacture to EN818-7
- Automatic load limiter
- Trolley to suit various flange profiles
- Anti-tilt & anti-drop plates
- High efficiency motor gearbox
- Heavy duty sealed wheel bearings
- Wheel profile to suit parallel or tapered flanges

RECOMMENDED SMC AIR TREATMENT UNIT:

AC60-F10DM-8-B

AVAILABLE OPTIONS:

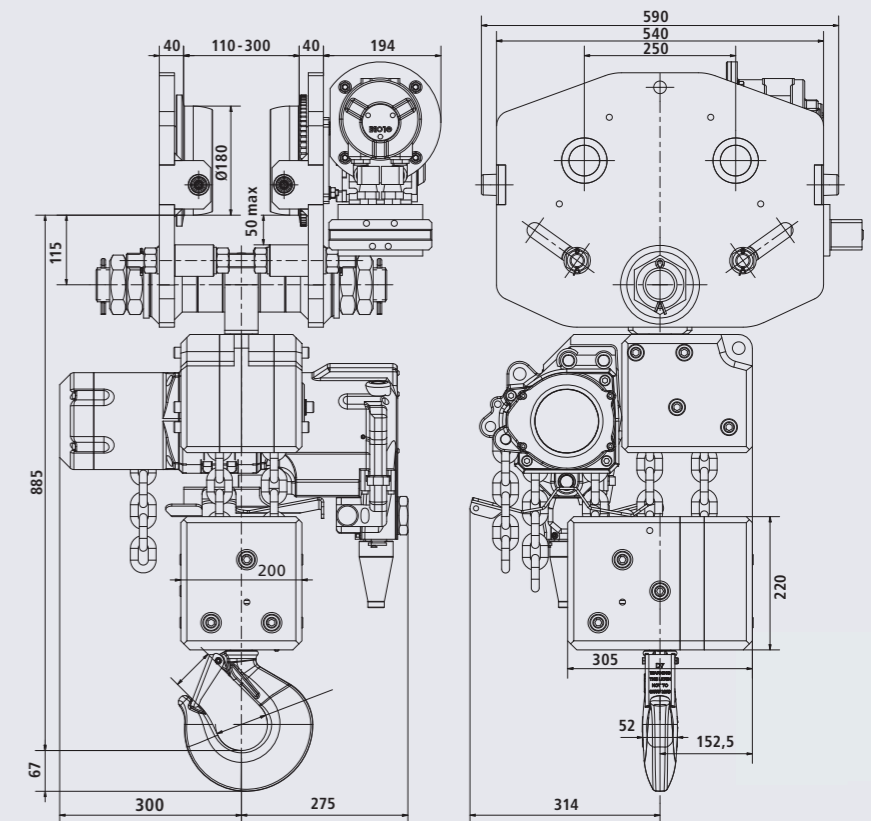
- Marine specification
- Special paint systems
- Collision bumpers
- Corrosion protection
- ATEX zone 1 specification
- Chain collectors (galvanised or stainless steel)
- Articulated trolley
- Low headroom units
- Rack & pinion drive
- Travel limits
- Air service units
- Festoon systems
- Radio control remote
- Optional travel speeds
- Beam brake

SECTION 3


PNEUMATIC CHAIN HOIST & TROLLEY

TMH-15000/3-AT15S

DIMENSIONS TMH-15000/3-AT15S IN MM



All measurements are in mm / Information subject to change without notice



TMH-15000/3-AT15S



P = PENDANT CONTROL

ATEX MARKING

STANDARD ATEX:
II 3 GD c IIA T4Optional ATEX:
II 2 GD c IIB T4
II 2 GD c IIC T4

FROM OCTOBER 2019

STANDARD ATEX:

GAS:
II 3G Ex h IIA T4 Gc
DUST:
II 3D Ex h IIIA 135°C Dc

Optional ATEX:

GAS:
II 2G Ex h IIB T4 Gb
DUST:
II 2D Ex h IIIB 135°C Db


GAS:

II 2G Ex h IIC T4 Gb
DUST:
II 2D Ex h IIIC 135°C Db

SECTION 3

PNEUMATIC CHAIN HOIST & TROLLEY

TMH-10P2E-AT10S | TMH-15P3E-AT15S | TMH-20P4E-AT20S



TMH-10P2E-AT10S

HOIST	TMH-10P2E-AT10S	TMH-15P3E-AT15S	TMH-20P4E-AT20S
WLL	10.000 kg	15.000 kg	20.000 kg
Chain falls	2	3	4
Chain size	16x45	16x45	16x45
Lifting speed full load	1,6 m/min	1,05 m/min	0,8 m/min
Lifting speed without load	3,5 m/min	2,2 m/min	1,6 m/min
Air consumption (L/SEC)	58	58	58
Working pressure	0,4-0,63 MPa	0,4-0,63 MPa	0,4-0,63 MPa
Air connection	1" PT	1" PT	1" PT
Minium hose diameter	1"	1"	1"
Weight 3 m hol & trolley	346 kg	465 kg	670 kg
Additional metre hol	11,4 kg	17,1 kg	22,8 kg

TROLLEY	AT10S	AT15S	AT20S
Flange: Range 1	110-180	110-180	130-200
Flange: Range 2	180-240	180-240	200-260
Flange: Range 3	240-300	240-300	260-320
Standard trolley temp range	-10 to +50°C	-10 to +50°C	-10 to +50°C
Travel speed	8 m/min	6 m/min	4 m/min
Wheel material	Steel	Steel	Steel
ATEX wheel material	Bronze	Bronze	Bronze
Minium bend radius (m)	2,5	3,0	3,0
Number of wheels	4	4	4
Driven wheels	2	2	2
Max. air consumption	40 l/sec	40 l/sec	40 l/sec
Hose ID trolley	1"	1"	1"

RECOMMENDED SMC AIR TREATMENT UNIT:

AC60-F10DM-8-B

SECTION 3

PNEUMATIC CHAIN HOIST & TROLLEY

TMH-10P2E-AT10S | TMH-15P3E-AT15S | TMH-20P24E-AT20S

STANDARD FEATURES:

- TOKU rotary vane motor
- ATEX zone 2 specification
- Robust 3 step planetary gearbox
- Failsafe automatic internal disc brake
- Choice of pendant controls or control stations
- Mechanical upper & lower switches
- Cast steel housing
- Internal silencing down to 83 dB(A)
- Alloy safety swivel hooks with safety catch
- Load chain 16 x 45 mm of European manufacture to EN818-7
- Automatic load limiter
- Trolley to suit various flange profiles
- Anti-tilt & anti-drop plates
- High efficiency motor gearbox
- Heavy duty sealed wheel bearings
- Wheel profile to suit parallel or tapered flanges

AVAILABLE OPTIONS:

- Marine specification
- Special paint systems
- Collision bumpers
- Corrosion protection
- ATEX zone 1 specification
- Chain collectors (galvanised or stainless steel)
- Articulated trolley
- Low headroom units
- Rack & pinion drive
- Travel limits
- Air service units
- Festoon systems
- Radio control remote
- Optional travel speeds
- Beam brake

NOTE:

At this moment the dimensions and drawings of the TMH-10P2E-AT10S, TMH-15P3E-AT15S and the TMH-20P4E-AT20S are only available on request. Check our website for the most up-to-date information.

P = PENDANT CONTROL



ATEX MARKING

STANDARD ATEX:
II 3 GD c IIA T4Optional ATEX:
II 2 GD c IIB T4
II 2 GD c IIC T4

FROM OCTOBER 2019

STANDARD ATEX:

GAS:
II 3G Ex h IIA T4 Gc
DUST:
II 3D Ex h IIIA 135°C Dc

Optional ATEX:

GAS:
II 2G Ex h IIB T4 Gb
DUST:
II 2D Ex h IIIB 135°C DbGAS:
II 2G Ex h IIC T4 Gb
DUST:
II 2D Ex h IIIC 135°C Db


SECTION 3

PNEUMATIC CHAIN HOIST & TROLLEY

TMH-25P2E-AT25S | TMH-30P2E-AT30S | TMH-37,5P3E-AT37,5S



TMH-25P2E-AT25S



TMH-37,5P3E-AT37,5S

HOIST	TMH-25P2E-AT25S	TMH-30P2E-AT30S	TMH-37,5P3E-AT37,5S
WLL	25.000 kg	30.000 kg	37.500 kg
Chain falls	2	2	3
Chain size	23,5x66	23,5x66	23,5x66
Lifting speed full load	1,4 m/min	0,9 m/min	0,9 m/min
Lifting speed without load	2,7 m/min	2,7 m/min	1,8 m/min
Air consumption (L/SEC)	180	180	180
Working pressure	0,4-0,63 MPa	0,4-0,63 MPa	0,4-0,63 MPa
Air connection	1½" PT	1½" PT	1½" PT
Minium hose diameter	1½"	1½"	1½"
Weight 3 m hol & trolley	1.000 kg	1.000 kg	1.727 kg
Additional metre hol	24,4 kg	24,4 kg	36,6 kg

TROLLEY	AT25S	AT30S	AT37,5S
Flange: Range 1	130-200	130-200	130-200
Flange: Range 2	200-260	200-260	200-260
Flange: Range 3	260-320	260-320	260-320
Standard trolley temp range	-10 to +50°C	-10 to +50°C	-10 to +50°C
Optional trolley temp range	-20 to +70°C	-20 to +70°C	-20 to +70°C
Travel speed	6,8 m/min	6,8 m/min	6 m/min
Wheel material	Steel	Steel	Steel
ATEX wheel material	Bronze	Bronze	Bronze
Minium bend radius (m)	3	3	straight only
Number of wheels	4	4	8
Driven wheels	2	2	4
Max. air consumption	40 l/sec	40 l/sec	80 l/sec
Hose ID trolley	1"	1"	1"

STANDARD FEATURES:

- TOKU rotary vane motor
- ATEX zone 2 specification
- Robust 3 step planetary gearbox
- Failsafe automatic internal disc brake
- Choice of pendant controls or control stations
- Mechanical upper & lower switches
- Cast steel housing
- Internal silencing down to 82 dB(A)
- Alloy safety swivel hooks with safety catch
- Load chain 16 x 45 mm of European manufacture to EN818-7
- Automatic load limiter
- Trolley to suit various flange profiles
- Anti-tilt & anti-drop plates
- High efficiency motor gearbox
- Heavy duty sealed wheel bearings
- Wheel profile to suit parallel or tapered flanges

AVAILABLE OPTIONS:

- Marine specification
- Special paint systems
- Collision bumpers
- Corrosion protection
- ATEX zone 1 specification
- Chain collectors (galvanised or stainless steel)
- Articulated trolley
- Low headroom units
- Rack & pinion drive
- Travel limits
- Air service units
- Festoon systems
- Radio control remote
- Optional travel speeds
- Beam brake

RECOMMENDED SMC AIR TREATMENT UNIT:

SO-112392-AC825-14

ATEX MARKING



FOR ATEX MARKING SEE PAGE 40.

P = PENDANT CONTROL

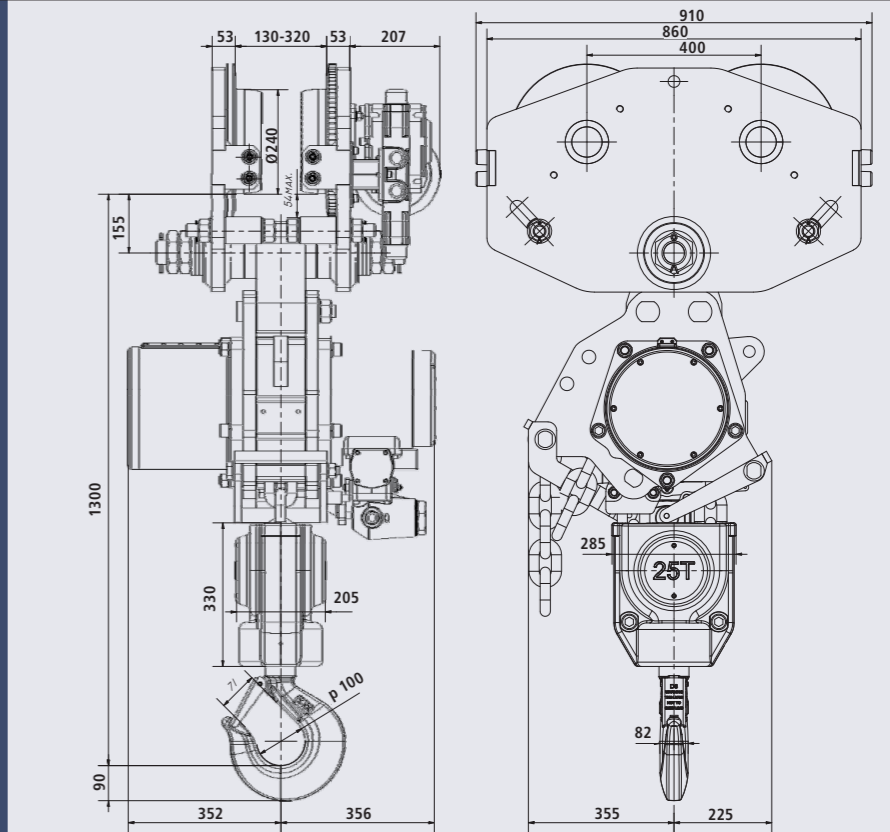


SECTION 3

PNEUMATIC CHAIN HOIST & TROLLEY

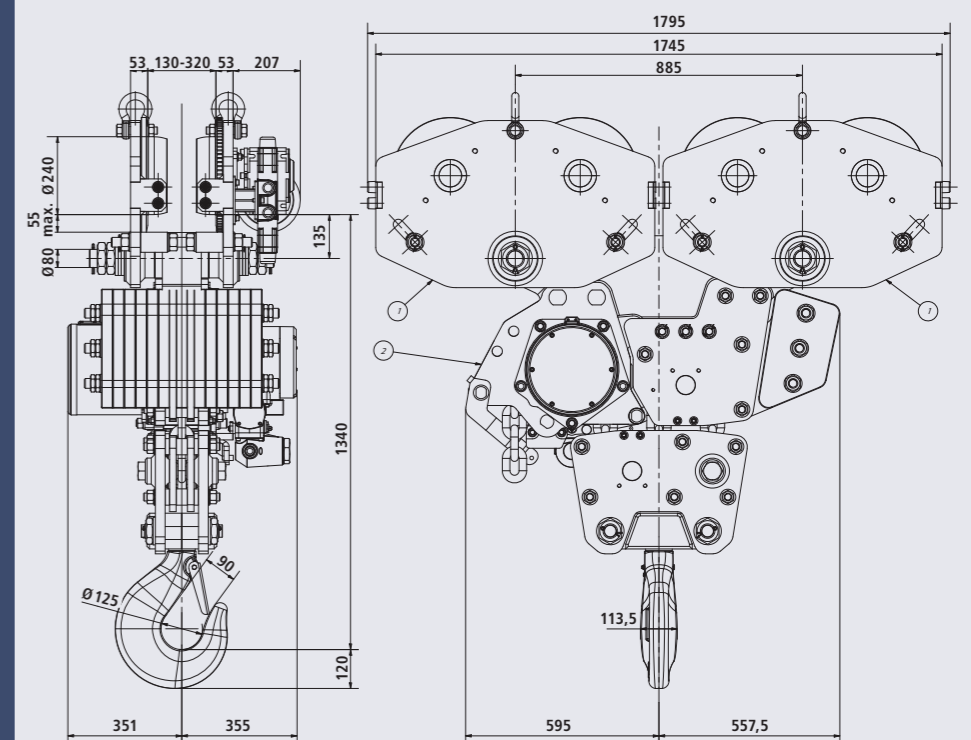
TMH-25P2E-AT25S | TMH-30P2E-AT30S | TMH-37,5P3E-AT37,5S

DIMENSIONS TMH-25P2E-AT25S & TMH-30P2E-AT30S IN MM



All measurements are in mm / Information subject to change without notice

DIMENSIONS TMH-37,5P3E-AT37,5S IN MM




All measurements are in mm / Information subject to change without notice

SECTION 3

PNEUMATIC CHAIN HOIST & TROLLEY

TMH-40P3E-AT40S | TMH-50P4E-AT50S



TMH-50P4E-AT50S



P = PENDANT CONTROL

ATEX MARKING



STANDARD ATEX:
II 3 GD c IIA T4

Optional ATEX:
II 2 GD c IIB T4
II 2 GD c IIC T4

FROM OCTOBER 2019

STANDARD ATEX:
GAS:
II 3G Ex h IIA T4 Gc
DUST:
II 3D Ex h IIIA 135°C Dc

Optional ATEX:
GAS:
II 2G Ex h IIB T4 Gb
DUST:
II 2D Ex h IIIB 135°C Db

GAS:
II 2G Ex h IIC T4 Gb
DUST:
II 2D Ex h IIIC 135°C Db

HOIST	TMH-40P3E-AT40S	TMH-50P4E-AT50S
WLL	40.000 kg	50.000 kg
Chain falls	3	4
Chain size	23,5x66	23,5x66
Lifting speed full load	0,65 m/min	0,7 m/min
Lifting speed without load	1,8 m/min	1,3 m/min
Air consumption (L/SEC)	166	180
Working pressure	0,4-0,63 MPa	0,4-0,63 MPa
Air connection	1½" PT	1½" PT
Minium hose diameter	1½"	1½"
Weight 3 m hol & trolley	1.727 kg	2.214 kg
Additional metre hol	36,6 kg	48,8 kg

TROLLEY	AT40S	AT50S
Flange: Range 1	130-200	130-200
Flange: Range 2	200-260	200-260
Flange: Range 3	260-320	260-320
Standard trolley temp range	-10 to +50°C	-10 to +50°C
Optional trolley temp range	-20 to +70°C	-20 to +70°C
Standard travel speed	6 m/min	6 m/min
Wheel material	Steel	Steel
ATEX wheel material	Bronze	Bronze
Minium bend radius (m)	Straight only	Straight only
Number of wheels	8	8
Driven wheels	4	4
Max. air consumption	80 l/sec	80 l/sec
Hose ID trolley	1"	1"

STANDARD FEATURES:

- TOKU rotary vane motor
- ATEX zone 2 specification
- Robust 3 step planetary gearbox
- Failsafe automatic internal disc brake
- Choice of pendant controls or control stations
- Mechanical upper & lower switches
- Cast steel housing
- Internal silencing down to 82 dB(A)
- Alloy safety swivel hooks with safety catch
- Load chain 16 x 45 mm of European manufacture to EN818-7
- Automatic load limiter
- Trolley to suit various flange profiles
- Anti-tilt & anti-drop plates
- High efficiency motor gearbox
- Heavy duty sealed wheel bearings
- Wheel profile to suit parallel or tapered flanges

AVAILABLE OPTIONS:

- Marine specification
- Special paint systems
- Collision bumpers
- Corrosion protection
- ATEX zone 1 specification
- Chain collectors (galvanised or stainless steel)
- Articulated trolley
- Low headroom units
- Rack & pinion drive
- Travel limits
- Air service units
- Festoon systems
- Radio control remote
- Optional travel speeds
- Beam brake

RECOMMENDED SMC AIR TREATMENT UNIT:

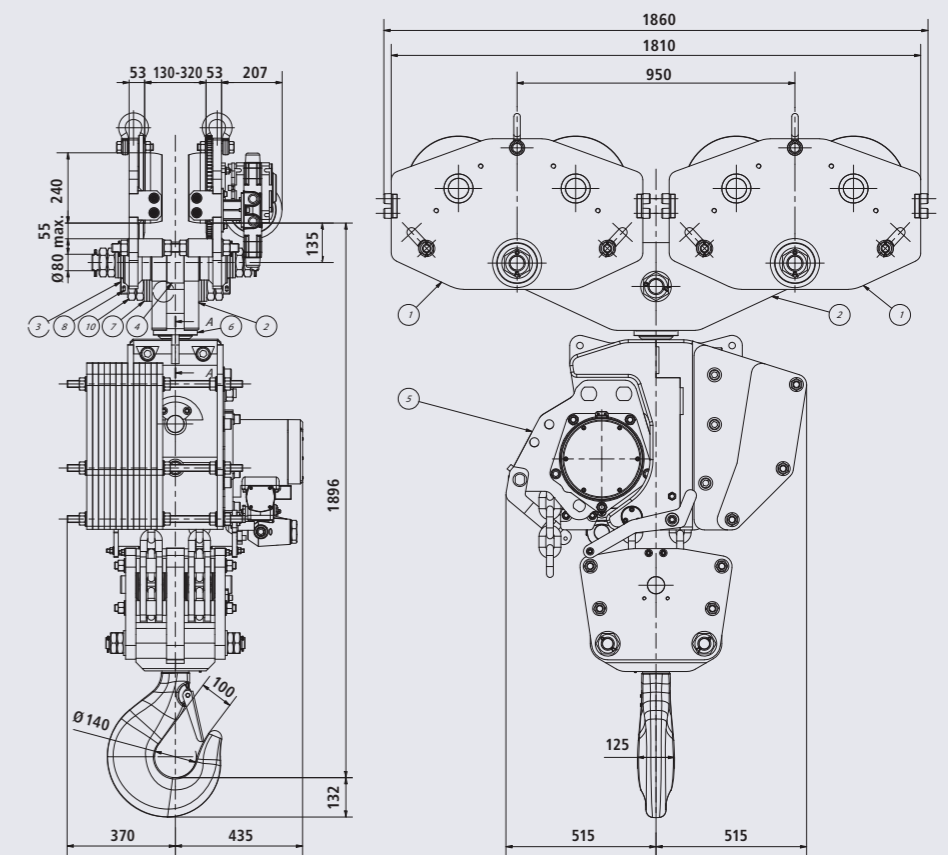
SO-112392-AC825-14

SECTION 3

PNEUMATIC CHAIN HOIST & TROLLEY


TMH-40P3E-AT40S | TMH-50P4E-AT50S

DIMENSIONS TMH-40P3E-AT40S | TMH-50P4E-AT50S IN MM



All measurements are in mm / Information subject to change without notice

SECTION 4
OIL FREE VERSIONS PNEUMATIC HOISTS



RED ROOSTER PNEUMATIC HOISTS COMPLY WITH
THE EUROPEAN MACHINERY DIRECTIVE AND ARE CE MARKED

Besides industrial use
also very suitable for
"Material Handling"

SECTION 4 OIL FREE HIGH SPEED HOISTS TCS-500LF | TCS-980/LF2

The new RED ROOSTER TCS-LF series of lubrication free hoists is the latest addition in a line of new models within the Red Rooster air hoist range. The oil free operation allows the hoist to run whilst preventing any oil being exhausted into the atmosphere, making the units ideal for use where a clean environment is a requirement. These new air hoists are suitable for food, chemical, pharmaceutical and painting industries where there are dusty atmospheres and production lines in operation.

STANDARD FEATURES:

- Precise variable speed control
- Optimum control of the load
- Robust and reliable
- Mechanical end stop
- 100% oil free
- Low noise level 83 dBA
- Working air pressure 6 bar
- Robust slack end anchor
- High quality RUD hoist chain
- Supplied with a filter / regulator

AVAILABLE OPTIONS:

- Paint systems for C5 Marine
- Offshore Zone 1 & 2 ATEX certification
- Pendant / cord control systems
- Chain collectors
- Hook or clevis options
- Air supply systems and valves
- Piped away exhaust air

Model*	WLL	Lifting speed with load	Lifting speed without load	Lowering speed with load
TCS-500LFC TCS-500LPPE	500 kg	13 m/min	24 m/min	24 m/min
TCS-980LFC2 TCS-980LFP2E	980 kg	6,5 m/min	12 m/min	12 m/min

Model*	Air consumption lifting	Air consumption lowering	Air connection	Minimum hose diam
TCS-500LFC TCS-500LPPE	26 l/sec	30	1/2" PT	1/2"
TCS-980LFC2 TCS-980LFP2E	26 l/sec	30	1/2" PT	1/2"

Model*	Working pressure	Weight with 3m hol	Additional metre hol	Chain falls
TCS-500LFC TCS-500LPPE	0,4-0,63 MPa	19 kg	0,8 kg	1 (6,3 x 19,1 mm)
TCS-980LFC2 TCS-980LFP2E	0,4-0,63 MPa	24 kg	1,6 kg	2 (6,3 x 19,1 mm)


*C = Cord control / P = Pendant control

RECOMMENDED SMC AIR TREATMENT UNIT:

AW60-F10-B

NOTE:

For dimensions of the TCS-500LF and the TCS-980/LF2 see page 14.



TCS-500LF | TCS-980/LF2



ATEX MARKING

STANDARD ATEX:
II 3 GD c IIA T4

Optional ATEX:
II 2 GD c IIB T4
II 2 GD c IIC T4

FROM OCTOBER 2019

STANDARD ATEX:
GAS:
II 3G Ex h IIA T4 Gc
DUST:
II 3D Ex h IIIA 135°C Dc

Optional ATEX:
GAS:
II 2G Ex h IIB T4 Gb
DUST:
II 2D Ex h IIIB 135°C Db

GAS:
II 2G Ex h IIC T4 Gb
DUST:
II 2D Ex h IIIC 135°C Db

Heavy duty range of
hoists for the most
demanding applications

SECTION 4 OIL FREE HIGH SPEED HOISTS & TROLLEYS TCS-500LF | TCS-980/LF2

The RED ROOSTER range of lubrication free air trolleys is available from 500kg to 15 tonne. They have been designed to operate with oil free air motors for the new TCS-LF and TMH-LF series of hoists.

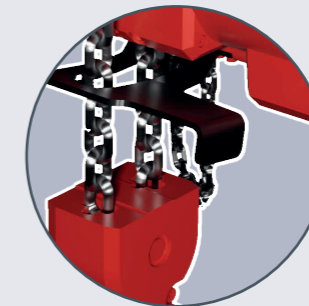
RED ROOSTER look forward to introducing larger capacity lubrication free TMH air hoists from 3 to 15 tonne. The TMH series of air hoists have a high M4 classification guaranteeing the continuity of your process and are designed to operate at full lifting capacity with an air pressure of 0,4-0,63 MPa.

ADDITIONAL INFORMATION:

- For specific maintenance instructions please check the manual or contact us
- The use of an airline lubricator will improve vane lifetime



TCS-500LF | TCS-980/LF2



MECHANICAL LIMIT SWITCH

Mechanical shut off to prevent over hoisting or lowering



EXHAUST INSTALLATION

New exhaust cover design for easy maintenance and 1,2" PT threaded port for piped away exhaust

Heavy duty range of hoists for the most demanding applications

SECTION 4

OIL FREE TMH-SERIES

TMH-3000LF | TMH-6000LF2 | TMH-9000LF3
TMH-12000LF4 | TMH-15000LF5

The new RED ROOSTER TCS-LF series of lubrication free hoists is the latest addition in a line of new models within the Red Rooster air hoist range. The oil free operation allows the hoist to run whilst preventing any oil being exhausted into the atmosphere, making the units ideal for use where a clean environment is a requirement. These new air hoists are suitable for food, chemical, pharmaceutical and painting industries where there are dusty atmospheres and production lines in operation.

STANDARD FEATURES:

- Precise variable speed control
- Optimum control of the load
- Robust and reliable
- Mechanical end stop
- 100% oil free
- Low noise level 83 dBA
- Working air pressure 6 bar
- Robust slack end anchor
- High quality RUD hoist chain
- Supplied with a filter / regulator

AVAILABLE OPTIONS:

- Paint systems for C5 Marine
- Offshore Zone 1 & 2 ATEX certification
- Pendant / cord control systems
- Chain collectors
- Hook or clevis options
- Air supply systems and valves
- Piped away exhaust air

Model*	WLL	Lifting speed with load	Lifting speed without load	Lowering speed with load
TMH-3000LFC TMH-3000LFPE	3.000 kg	3,1 m/min	6,4 m/min	5,7 m/min
TMH-6000LFC2 TMH-6000LFP2E	6.000 kg	1,6 m/min	3,2 m/min	2,8 m/min
TMH-9000LFC3 TMH-9000LFP3E	9.000 kg	1 m/min	2,1 m/min	1,9 m/min
TMH-12000LFC4 TMH-12000LFP4E	12.000 kg	0,8 m/min	1,6 m/min	1,4 m/min
TMH-15000LFC5 TMH-15000LFP5E	15.000 kg	0,6 m/min	1,3 m/min	1,1 m/min

Model*	Air consumption lifting	Air consumption lowering	Air connection	Minimum hose diam
TMH-3000LFC TMH-3000LFPE	51 l/sec	61 l/sec	1/2" PT	3/4"
TMH-6000LFC2 TMH-6000LFP2E	51 l/sec	61 l/sec	1/2" PT	3/4"
TMH-9000LFC3 TMH-9000LFP3E	51 l/sec	61 l/sec	1/2" PT	3/4"
TMH-12000LFC4 TMH-12000LFP4E	51 l/sec	61 l/sec	1/2" PT	3/4"
TMH-15000LFC5 TMH-15000LFP5E	51 l/sec	61 l/sec	1/2" PT	3/4"

Model*	Working pressure	Weight with 3m hol	Additional metre hol	Chain falls
TMH-3000LFC TMH-3000LFPE	0,4-0,63 MPa	99	3,8 kg	1 (13 x 36 mm)
TMH-6000LFC2 TMH-6000LFP2E	0,4-0,63 MPa	124	7,6 kg	2 (13 x 36 mm)
TMH-9000LFC3 TMH-9000LFP3E	0,4-0,63 MPa	170	11,4 kg	3 (13 x 36 mm)
TMH-12000LFC4 TMH-12000LFP4E	0,4-0,63 MPa	190	15,2 kg	4 (13 x 36 mm)
TMH-15000LFC5 TMH-15000LFP5E	0,4-0,63 MPa	280	19 kg	5 (13 x 36 mm)

*C = Cord control / P = Pendant control

RECOMMENDED SMC AIR TREATMENT UNIT:

AW60-F10-B

NOTE:

For dimensions of the TMH-3000LF and the TMH-6000LF see page 17.

For dimensions of the TMH-9000LF, the TMH-12000LF and the TMH-15000LF see page 18 and 19.

SECTION 4

OIL FREE TMH-SERIES HOISTS & TROLLEYS

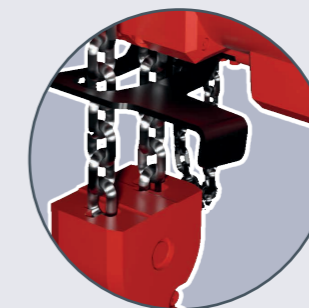

TMH-3000LF | TMH-6000LF2 | TMH-9000LF3
TMH-12000LF4 | TMH-15000LF5

The RED ROOSTER range of lubrication free air trolleys is available from 500kg to 15 tonne. They have been designed to operate with oil free air motors for the new TCS-LF and TMH-LF series of hoists.


RED ROOSTER are also introducing smaller capacity lubrication free TCS air hoists which are available in 500 and 980 kg capacities. The TCS-LF series of air hoists are lightweight and have a fast lifting speed.

ADDITIONAL INFORMATION:

- For specific maintenance instructions please check the manual or contact us
- The use of an airline lubricator will extend vane lifetime
- Flange size up to 305 mm as standard
- Lubrication free also available on low headroom hoists, cranes and other special designs



MECHANICAL LIMIT SWITCH
Mechanical shut off to prevent over hoisting or lowering



EXHAUST INSTALLATION
New exhaust cover design for easy maintenance and 1" PT threaded port for piped away exhaust

TMH-3000LF

TMH-6000LF2

TMH-9000/3

TMH-12000LF2

TMH-15000/5

P = PENDANT CONTROL



C = CORD CONTROL




ATEX MARKING



FOR ATEX MARKING SEE PAGE 44.

SECTION 5
**PNEUMATIC LOW HEADROOM
HOIST & TROLLEY RANGE**




A comprehensive range of quality pneumatic hoists built into low headroom trolley frames suitable for industrial, marine and off-shore environments.

With our in-house design team and manufacturing facilities, we can build special units to meet your requirements, such as big bag handling hoists and ultra low headroom units.

RED ROOSTER pneumatic hoists & trolleys comply with the European Machinery Directive and are CE marked.

With the LHR series we have a range of trolleys for those applications where a standard trolley headroom is too large



SECTION 5 PNEUMATIC LOW HEADROOM

TCR-500-LHR | TCR-1000-LHR | TCR-1000/2-LHR
TCR-2000-LHR

STANDARD FEATURES:

- Toku rotary vane motor
- ATEX zone 2 specification
- Robust 3 step planetary gearbox
- Failsafe automatic internal disc brake
- Choice of pendant controls or control stations
- Mechanical upper & lower switches
- Cast steel housing
- Internal silencing down to 82 dB(A)
- Alloy safety swivel hooks with safety catch
- Load chain 13 x 36 mm of European manufacture to EN818-7
- Automatic load limiter
- Trolley to suit various flange profiles
- Anti-tilt & anti-drop plates
- High efficiency motor gearbox
- Heavy duty sealed wheel bearings
- Wheel profile to suit parallel or tapered flanges

OPTIONAL:

- Marine specification
- Special paint systems
- Corrosion protection
- Collision bumpers
- ATEX zone 1 specification
- Chain collectors (galvanised or stainless steel)
- Articulated trolley
- Low headroom units
- Rack & pinion drive
- Travel limits
- Air service units
- Festoon systems
- Radio control remote
- Other travel speeds
- Beam brake

RECOMMENDED SMC AIR TREATMENT UNIT:

AC40-F04DM-8-B

STANDARD VERSION OR SPARK RESISTANT VERSION:

The low head room trolleys are available as standard version (ordernumber TCR-...-LHR) or as spark resistant version with bronze wheels, bronze coated hooks for explosion dangerous areas (ordernumber TCR-...-LHR/ATEX) with ATEX certificate.

TYPE	TCR-500-LHR	TCR-1000/2-LHR	TCR-1000-LHR	TCR-2000-LHR
WLL	500 kg	1.000 kg	1.000 kg	2.000 kg
Chain falls	1	2	1	2
Chain size	6,3 x 19,1 mm	6,3 x 19,1 mm	7,1 x 21 mm	7,1 x 21 mm
Lifting speed full load	10,5 m/min	5,3 m/min	6 m/min	3 m/min
Lifting speed without full load	16 m/min	9,5 m/min	11,3 m/min	5,7 m/min
Lowering speed full load	17,9 m/min	9 m/min	10,3 m/min	5,2 m/min
Travel speed	9 m/min	9 m/min	9 m/min	9 m/min
Hoist air consumption	25 l/sec	25 l/sec	25 l/sec	25 l/sec
Trolley air consumption	25 l/sec	25 l/sec	25 l/sec	25 l/sec
Inlet connection	0,5" PT	0,5" PT	0,5" PT	0,5" PT
Weight with 3h hol	85 kg	90 kg	90 kg	105 kg
Additional metre hol	0,8 kg	1,6 kg	1,1 kg	2,2 kg
Flange minium	60 mm	60 mm	60 mm	60 mm
Flange maximum	300 mm	300 mm	300 mm	300 mm

ATEX MARKING



STANDARD ATEX:
II 3 GD c IIA T4

Optional ATEX:
II 2 GD c IIB T4
II 2 GD c IIC T4

FROM OCTOBER 2019

STANDARD ATEX:
GAS:
II 3G Ex h IIA T4 Gc
DUST:
II 3D Ex h IIIA 135°C Dc

Optional ATEX:
GAS:
II 2G Ex h IIB T4 Gb
DUST:
II 2D Ex h IIIB 135°C Db

GAS:
II 2G Ex h IIC T4 Gb
DUST:
II 2D Ex h IIIC 135°C Db

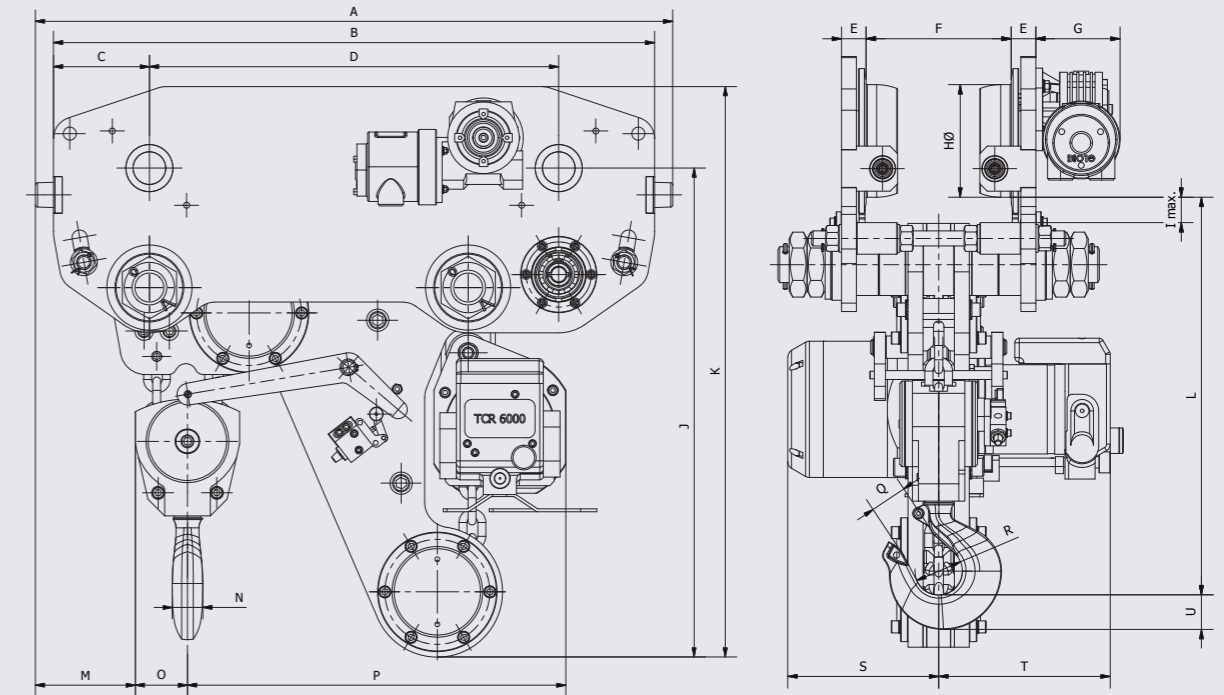
P = PENDANT CONTROL



SECTION 5 PNEUMATIC LOW HEADROOM

TCR-500-LHR | TCR-1000-LHR | TCR-1000/2-LHR | TCR-2000-LHR

DIMENSIONS IN MM



Model	A	B	C	D	E	F	G	HØ	I	J	K
TCR-500-LHR	570	520	115	340	21	TBC	135	70	30	480	590
TCR-1000/2-LHR	570	520	115	340	21	TBC	135	70	30	480	590
TCR-1000-LHR	570	520	115	340	21	TBC	135	70	30	480	590
TCR-2000-LHR	570	520	115	340	21	TBC	135	70	30	480	590

Model	L	M	N	O	P	Q	RØ	S	T	U	-
TCR-500-LHR	340	180	25	20	295	30	40	186	156	30	-
TCR-1000/2-LHR	375	135	25	42	320	30	40	186	156	30	-
TCR-1000-LHR	340	180	25	20	296	29	40	177	157	30	-
TCR-2000-LHR	390	125	30	53	320	28	40	175	160	40	-

All measurements are in mm / Information subject to change without notice

NOTE:

Design can be modified to suit smaller flange sizes.

With the LHR series we have a range of trolleys for those applications where a standard trolley headroom is too large

SECTION 5 PNEUMATIC LOW HEADROOM TMH-3000-LHR | TMH-6000/2-LHR | TMH-9000/3-LHR

STANDARD FEATURES:

- Toku rotary vane motor
- ATEX zone 2 specification
- Robust 3 step planetary gearbox
- Failsafe automatic internal disc brake
- Choice of pendant controls or control stations
- Mechanical upper & lower switches
- Cast steel housing
- Internal silencing down to 82 dB(A)
- Alloy safety swivel hooks with safety catch
- Load chain 13 x 36 mm of European manufacture to EN818-7
- Automatic load limiter
- Trolley to suit various flange profiles
- Anti-tilt & anti-drop plates
- High efficiency motor gearbox
- Heavy duty sealed wheel bearings
- Wheel profile to suit parallel or tapered flanges

OPTIONAL:

- Marine specification
- Special paint systems
- Corrosion protection
- Collision bumpers
- ATEX zone 1 specification
- Chain collectors (galvanised or stainless steel)
- Articulated trolley
- Low headroom units
- Rack & pinion drive
- Travel limits
- Air service units
- Festoon systems
- Radio control remote
- Other travel speeds
- Beam brake

RECOMMENDED SMC AIR TREATMENT UNIT:

TMH-3000 & TMH-6000/2: AC60-F10DM-8-B

TMH-9000/3: SO-112392-AC825-14

STANDARD VERSION OR SPARK RESISTANT VERSION:

The low head room trolleys are available as standard version (ordernumber TMH-...-LHR) or as spark resistant version with bronze wheels, bronze coated hooks for explosion dangerous areas (ordernumber TMH-...-LHR/ATEX) with ATEX certificate.

TYPE	TMH-3000-LHR	TMH-6000/2-LHR	TMH-9000/3-LHR
WLL	3000 kg	6000 kg	9000 kg
Chain falls	1	2	3
Chain size mm	13x36	13x36	13x36
Lifting speed full load	5,4	2,7	1,8
Lifting speed without full load (m/min)	10,8	5,4	3,6
Lowering speed full load (m/min)	10,2	5,1	3,4
Travel speed (m/min)	6,0	6,0	6,0
Hoist air consumption (l/sec)	56	56	56
Trolley air consumption (l/sec)	25	25	40
Inlet connection	1" PT	1" PT	1" PT
Weight with 3h hol	275 kg	300 kg	375 kg
Additional metre hol	3,8 kg	7,6	11,4
Flange minium (mm)	110	110	110
Flange maximum (mm)	300	300	300

TMH-3000-LHR

TMH-6000/2-LHR

TMH-9000/3-LHR

ATEX MARKING



STANDARD ATEX:
II 3 GD c IIA T4

Optional ATEX:
II 2 GD c IIB T4
II 2 GD c IIC T4

FROM OCTOBER 2019

STANDARD ATEX:
GAS:
II 3G Ex h IIA T4 Gc
DUST:
II 3D Ex h IIIA 135°C Dc

Optional ATEX:
GAS:
II 2G Ex h IIB T4 Gb
DUST:
II 2D Ex h IIIB 135°C Db

GAS:
II 2G Ex h IIC T4 Gb
DUST:
II 2D Ex h IIIC 135°C Db

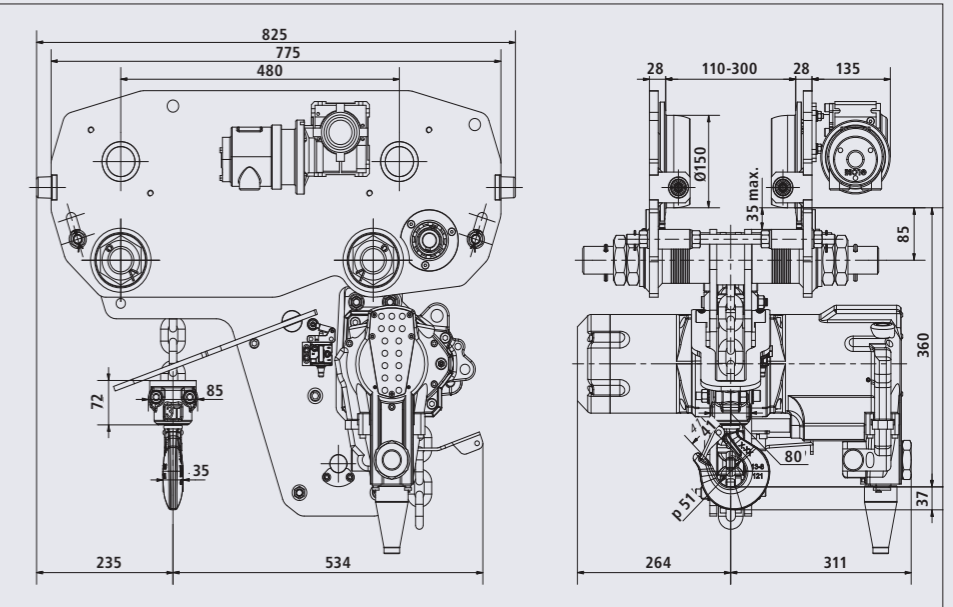
P = PENDANT CONTROL



SECTION 5 PNEUMATIC LOW HEADROOM TMH-3000-LHR | TMH-6000/2-LHR | TMH-9000/3-LHR

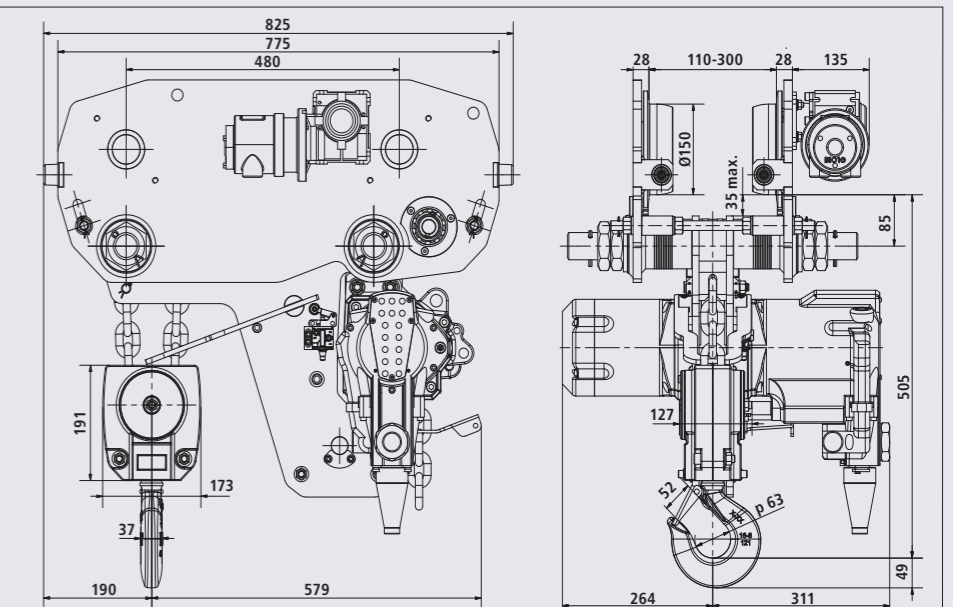
DIMENSIONS TMH-3000-LHR IN MM

NOTE:
Design can be modified to suit smaller flange sizes.



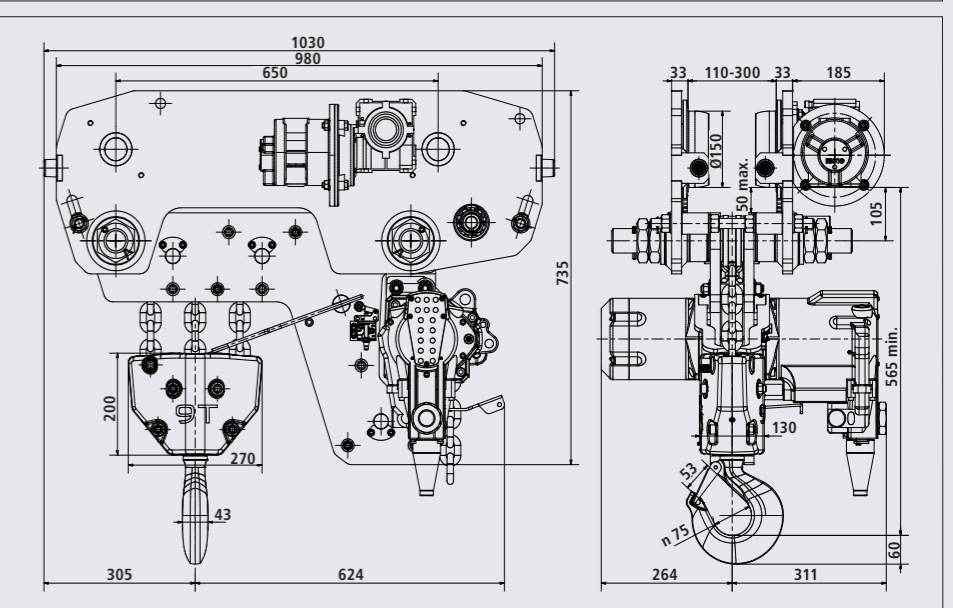
DIMENSIONS TMH-6000/2-LHR IN MM

NOTE:
Design can be modified to suit smaller flange sizes.




DIMENSIONS TMH-9000/3-LHR IN MM

NOTE:
Design can be modified to suit smaller flange sizes.




With the LHR series we have a range of trolleys for those applications where a standard trolley headroom is too large

SECTION 5 PNEUMATIC LOW HEADROOM TMH-12000/4-LHR | TMH-15000/5-LHR



TMH-12000/4-LHR



TMH-15000/5-LHR

STANDARD FEATURES:

- Toku rotary vane motor
- ATEX zone 2 specification
- Robust 3 step planetary gearbox
- Failsafe automatic internal disc brake
- Choice of pendant controls or control stations
- Mechanical upper & lower switches
- Cast steel housing
- Internal silencing down to 82 dB(A)
- Alloy safety swivel hooks with safety catch
- Load chain 13 x 36 mm of European manufacture to EN818-7
- Automatic load limiter
- Trolley to suit various flange profiles
- Anti-tilt & anti-drop plates
- High efficiency motor gearbox
- Heavy duty sealed wheel bearings
- Wheel profile to suit parallel or tapered flanges

OPTIONAL:

- Marine specification
- Special paint systems
- Corrosion protection
- Collision bumpers
- ATEX zone 1 specification
- Chain collectors (galvanised or stainless steel)
- Articulated trolley
- Low headroom units
- Rack & pinion drive
- Travel limits
- Air service units
- Festoon systems
- Radio control remote
- Other travel speeds
- Beam brake

RECOMMENDED SMC AIR TREATMENT UNIT:
SO-112392-AC825-14

STANDARD VERSION OR SPARK RESISTANT VERSION:

The low head room trolleys are available as standard version (ordernumber TMH-...-LHR) or as spark resistant version with bronze wheels, bronze coated hooks for explosion dangerous areas (ordernumber TMH-...-LHR/ATEX) with ATEX certificate.

TYPE	TMH-12000/4-LHR	TMH-15000/5-LHR
WLL	12000 kg	15000 kg
Chain falls	4	3
Chain size mm	13 x 36	6,3 x 19,1
Lifting speed full load	1,35	1,08
Lifting speed without load (m/min)	2,7	2,16
Lowering speed full load (m/min)	2,55	2,04
Travel speed (m/min)	6	6
Hoist air consumption (l/sec)	56	56
Trolley air consumption (l/sec)	40	40
Inlet connection	1" PT	1" PT
Weight with 3h hol	400 kg	550 kg
Additional metre hol	15,2	19
Flange minium (mm)	110	110
Flange maximum (mm)	300	300

ATEX MARKING



STANDARD ATEX:
II 3 GD c IIA T4

Optional ATEX:
II 2 GD c IIB T4
II 2 GD c IIC T4

FROM OCTOBER 2019

STANDARD ATEX:
GAS:
II 3G Ex h IIA T4 Gc
DUST:
II 3D Ex h IIIA 135°C Dc

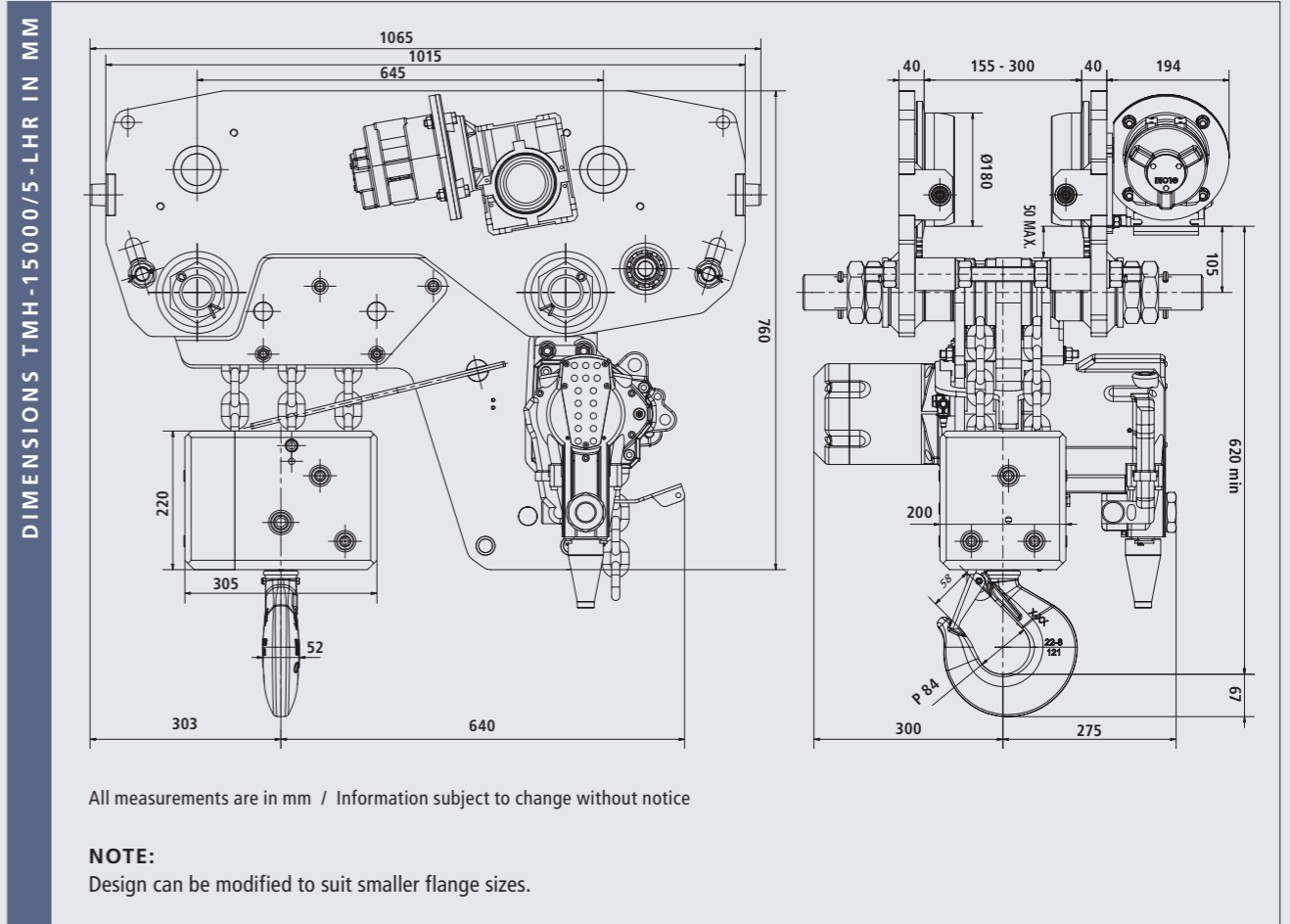
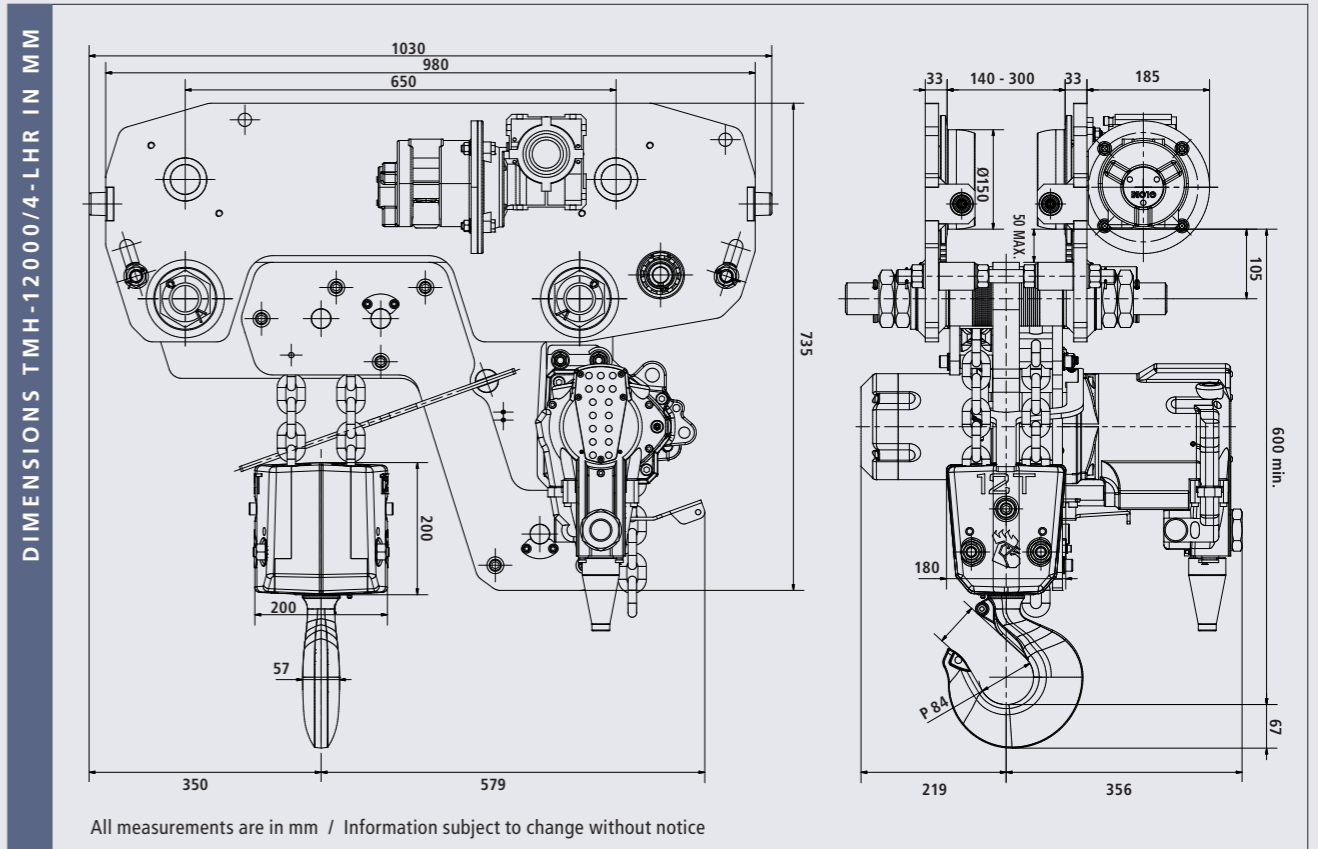
Optional ATEX:
GAS:
II 2G Ex h IIB T4 Gb
DUST:
II 2D Ex h IIIB 135°C Db

GAS:
II 2G Ex h IIC T4 Gb
DUST:
II 2D Ex h IIIC 135°C Db

P = PENDANT CONTROL



SECTION 5 PNEUMATIC LOW HEADROOM TMH-12000/4-LHR | TMH-15000/5-LHR



With the LHR series we have a range of trolleys for those applications where a standard trolley headroom is too large

SECTION 5 PNEUMATIC LOW HEADROOM TMH-10/2-LHR | TMH-15/3-LHR | TMH-20/4-LHR

STANDARD FEATURES:

- Toku rotary vane motor
- ATEX zone 2 specification
- Robust 3 step planetary gearbox
- Failsafe automatic internal disc brake
- Choice of pendant controls or control stations
- Mechanical upper & lower switches
- Cast steel housing
- Internal silencing down to 82 dB(A)
- Alloy safety swivel hooks with safety catch
- Load chain 13 x 36 mm of European manufacture to EN818-7
- Automatic load limiter
- Trolley to suit various flange profiles
- Anti-tilt & anti-drop plates
- High efficiency motor gearbox
- Heavy duty sealed wheel bearings
- Wheel profile to suit parallel or tapered flanges

OPTIONAL:

- Marine specification
- Special paint systems
- Corrosion protection
- Collision bumpers
- ATEX zone 1 specification
- Chain collectors (galvanised or stainless steel)
- Articulated trolley
- Low headroom units
- Rack & pinion drive
- Travel limits
- Air service units
- Festoon systems
- Radio control remote
- Other travel speeds
- Beam brake

RECOMMENDED SMC AIR TREATMENT UNIT:
SO-112392-AC825-14

STANDARD VERSION OR SPARK RESISTANT VERSION:

The low head room trolleys are available as standard version (ordernumber TMH-...-LHR) or as spark resistant version with bronze wheels, bronze coated hooks for explosion dangerous areas (ordernumber TMH-...-LHR/ATEX) with ATEX certificate.

Type	TMH-10/2-LHR	TMH-15/3-LHR	TMH-20/4-LHR
WLL	10.000 kg	15.000 kg	20.000 kg
Chain falls	2	3	4
Chain size mm	16 x 45	16 x 45	16 x 45
Lifting speed full load	1,6	1,05	0,8
Lifting speed without load (m/min)	3,5	2,2	1,6
Lowering speed full load (m/min)	3,2	2,1	1,6
Travel speed (m/min)	9	8	6
Hoist air consumption (l/sec)	58	58	58
Trolley air consumption (l/sec)	50	100	100
Inlet connection	1" PT	1" PT	1" PT
Weight with 3h hol	545 kg	690 kg	890 kg
Additional metre hol	11,4 kg	17,1 kg	22,8 kg
Flange minium (mm)	110	175	175
Flange maximum (mm)	300	300	300

ATEX MARKING



STANDARD ATEX:
II 3 GD c IIA T4

Optional ATEX:
II 2 GD c IIB T4
II 2 GD c IIC T4

FROM OCTOBER 2019

STANDARD ATEX:
GAS:
II 3G Ex h IIA T4 Gc
DUST:
II 3D Ex h IIIA 135°C Dc

Optional ATEX:
GAS:
II 2G Ex h IIB T4 Gb
DUST:
II 2D Ex h IIIB 135°C Db

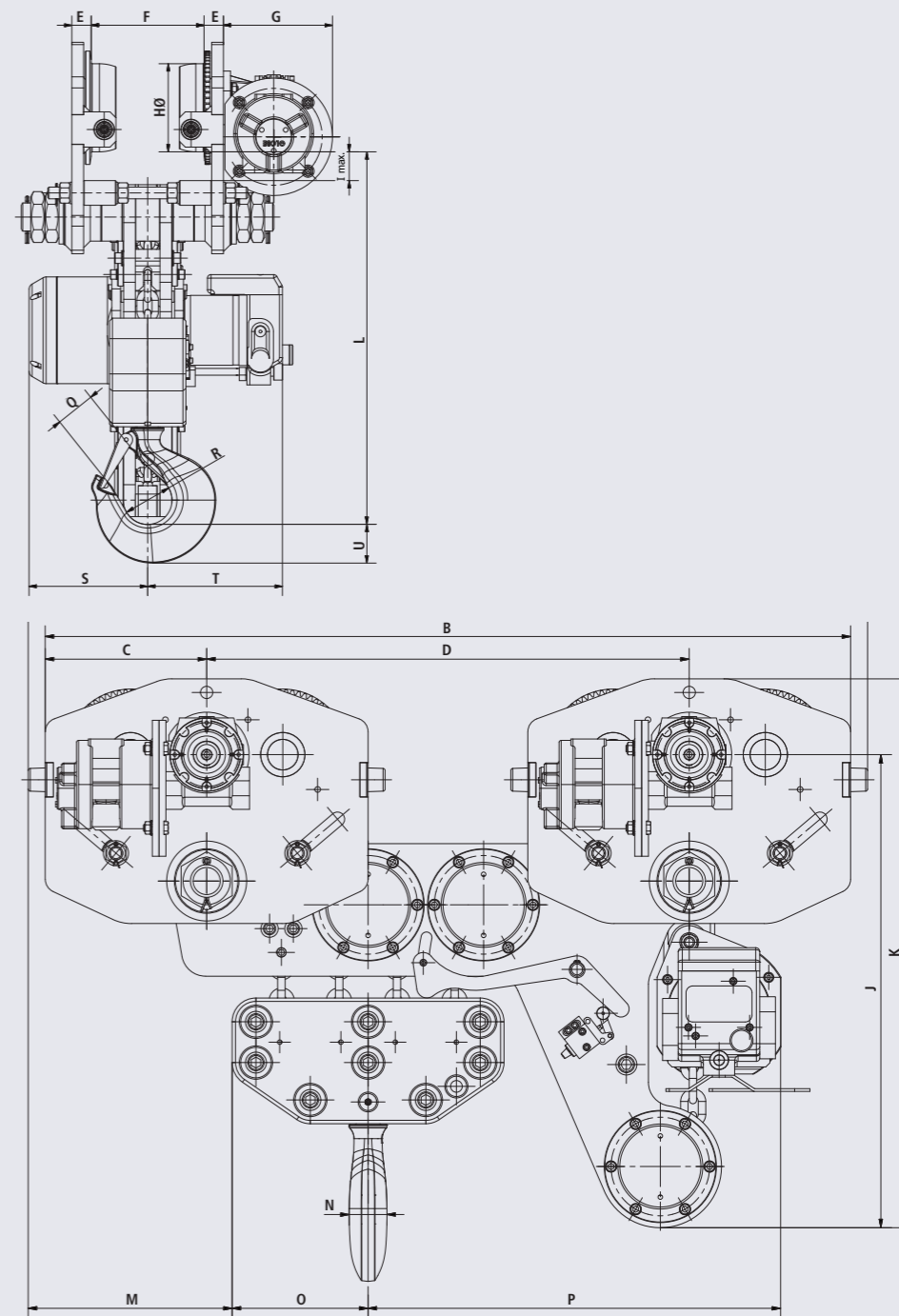
GAS:
II 2G Ex h IIC T4 Gb
DUST:
II 2D Ex h IIIC 135°C Db

P = PENDANT CONTROL



SECTION 5 PNEUMATIC LOW HEADROOM TMH-10/2-LHR | TMH-15/3-LHR | TMH-20/4-LHR

DIMENSIONS IN MM



NOTE:
Design can be modified to suit smaller flange sizes.

All measurements are in mm / Information subject to change without notice

With the LHR series we have a range of trolleys for those applications where a standard trolley headroom is too large

SECTION 5 PNEUMATIC ULTRA LOW HEADROOM

TMH-6000/2-ULHR | TMH-12000/4-ULHR

STANDARD FEATURES:

- Toku rotary vane motor
- ATEX zone 2 specification
- Robust 3 step planetary gearbox
- Failsafe automatic internal disc brake
- Choice of pendant controls or control stations
- Mechanical upper & lower switches
- Cast steel housing
- Internal silencing down to 82 dB(A)
- Alloy safety swivel hooks with safety catch
- Load chain 13 x 36 mm of European manufacture to EN818-7
- Automatic load limiter
- Trolley to suit various flange profiles
- Anti-tilt & anti-drop plates
- High efficiency motor gearbox
- Heavy duty sealed wheel bearings
- Wheel profile to suit parallel or tapered flanges

OPTIONAL:

- Marine specification
- Special paint systems
- Corrosion protection
- Collision bumpers
- ATEX zone 1 specification
- Chain collectors (galvanised or stainless steel)
- Articulated trolley
- Low headroom units
- Rack & pinion drive
- Travel limits
- Air service units
- Festoon systems
- Radio control remote
- Other travel speeds
- Beam brake

RECOMMENDED SMC AIR TREATMENT UNIT:
SO-112392-AC825-14

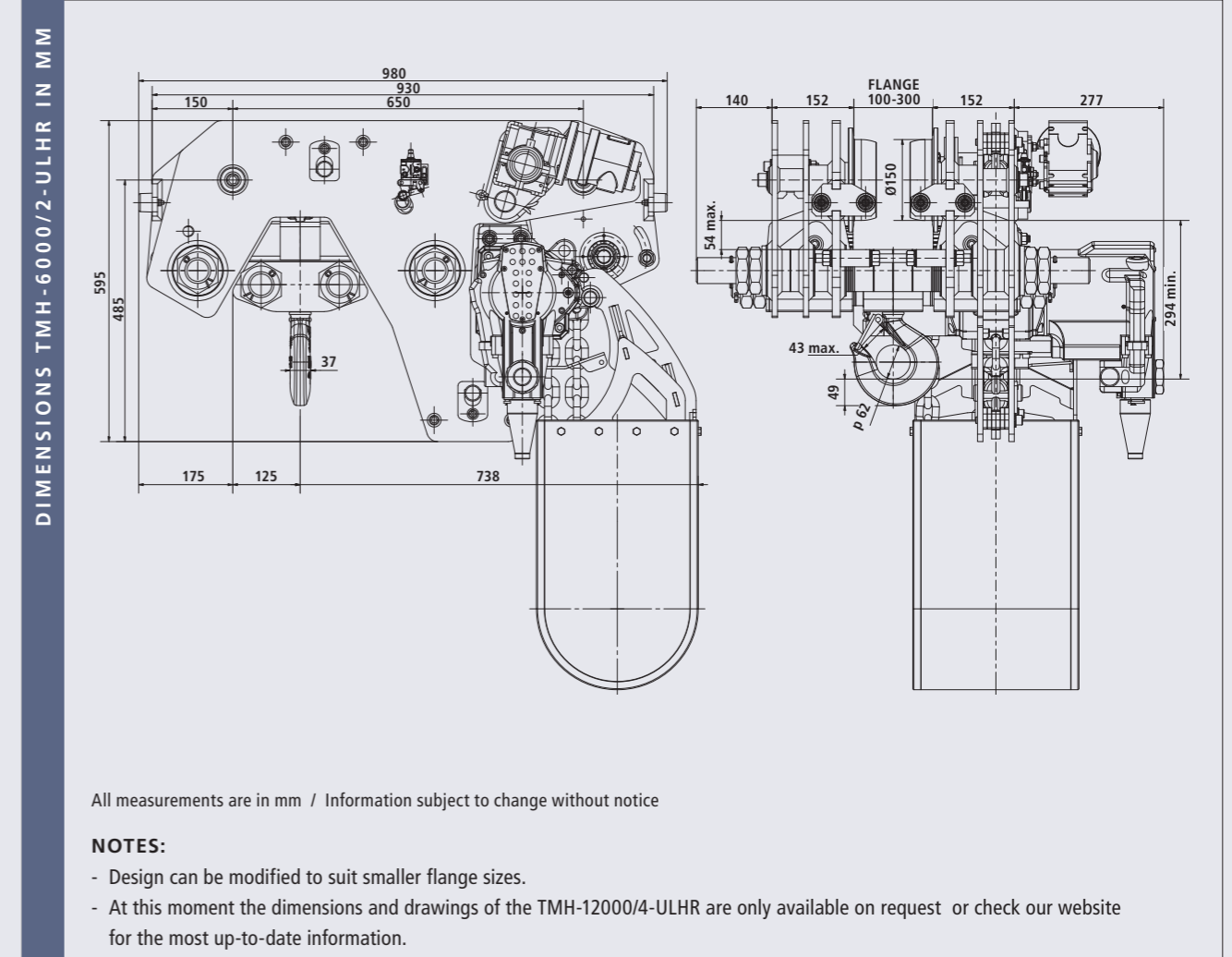
STANDARD VERSION OR SPARK RESISTANT VERSION:

The low head room trolleys are available as standard version (ordernumber TMH-...-ULHR) or as spark resistant version with bronze wheels, bronze coated hooks for explosion dangerous areas (ordernumber TMH-...-ULHR/ATEX) with ATEX certificate.

Type	TMH-6000/2-ULHR	TMH-12000/4-ULHR
WLL	6.000 kg	12.000 kg
Chain falls	2	4
Chain size mm	13 x 36	13 x 36
Lifting speed full load (m/min)	2,7	1,35
Lifting speed without full load (m/min)	5,4	2,7
Lowering speed full load (m/min)	5,1	2,55
Travel speed (m/min)	9	9
Hoist air consumption (l/sec)	58	58
Trolley air consumption (l/sec)	25	40
Inlet connection	1" PT	1" PT
Weight with 3h hol	400 kg	-
Additional metre hol	7,6 kg	15,2 kg
Flange minium (mm)	100	110
Flange maximum (mm)	300	300

SECTION 5 PNEUMATIC ULTRA LOW HEADROOM


TMH-6000/2-ULHR | TMH-12000/4-ULHR



All measurements are in mm / Information subject to change without notice

NOTES:

- Design can be modified to suit smaller flange sizes.
- At this moment the dimensions and drawings of the TMH-12000/4-ULHR are only available on request or check our website for the most up-to-date information.



TMH-6000/2-ULHR



P = PENDANT CONTROL

ATEX MARKING



STANDARD ATEX:
II 3 GD c IIA T4

Optional ATEX:
II 2 GD c IIB T4
II 2 GD c IIC T4

FROM OCTOBER 2019

STANDARD ATEX:
GAS:
II 3G Ex h IIA T4 Gc
DUST:
II 3D Ex h IIIA 135°C Dc


Optional ATEX:
GAS:
II 2G Ex h IIB T4 Gb
DUST:
II 2D Ex h IIIB 135°C Db

GAS:
II 2G Ex h IIC T4 Gb
DUST:
II 2D Ex h IIIC 135°C Db

With the LHR series we have a range of trolleys for those applications where a standard trolley headroom is too large

SECTION 5 PNEUMATIC ULTRA LOW HEADROOM

TMH-10/2-ULHR | TMH-20/4-ULHR



TMH-10/2-ULHR

STANDARD FEATURES:

- Toku rotary vane motor
- ATEX zone 2 specification
- Robust 3 step planetary gearbox
- Failsafe automatic internal disc brake
- Choice of pendant controls or control stations
- Mechanical upper & lower switches
- Cast steel housing
- Internal silencing down to 82 dB(A)
- Alloy safety swivel hooks with safety catch
- Load chain 13 x 36 mm of European manufacture to EN818-7
- Automatic load limiter
- Trolley to suit various flange profiles
- Anti-tilt & anti-drop plates
- High efficiency motor gearbox
- Heavy duty sealed wheel bearings
- Wheel profile to suit parallel or tapered flanges

OPTIONAL:

- Marine specification
- Special paint systems
- Corrosion protection
- Collision bumpers
- ATEX zone 1 specification
- Chain collectors (galvanised or stainless steel)
- Articulated trolley
- Low headroom units
- Rack & pinion drive
- Travel limits
- Air service units
- Festoon systems
- Radio control remote
- Other travel speeds
- Beam brake

RECOMMENDED SMC AIR TREATMENT UNIT:

SO-112392-AC825-14

STANDARD VERSION OR SPARK RESISTANT VERSION:

The low head room trolleys are available as standard version (ordernumber TMH-...-ULHR) or as spark resistant version with bronze wheels, bronze coated hooks for explosion dangerous areas (ordernumber TMH-...-ULHR/ATEX) with ATEX certificate.

Type	TMH-10/2-ULHR	TMH-20/4-ULHR
WLL	10.000 kg	20.000 kg
Chain falls	2	4
Chain size mm	16x45	16x45
Lifting speed full load	1,6	0,8
Lifting speed without load (m/min)	3,5	1,6
Lowering speed full load (m/min)	3,2	1,6
Travel speed (m/min)	6	6
Hoist air consumption (l/sec)	58	58
Trolley air consumption (l/sec)	40	50
Inlet connection	1" PT	1" PT
Weight with 3h hol	680 kg	1.480
Additional metre hol	11,4 kg	22,8 kg
Flange minium (mm)	230	220
Flange maximum (mm)	300	305

ATEX MARKING



STANDARD ATEX:
II 3 GD c IIA T4

Optional ATEX:
II 2 GD c IIB T4
II 2 GD c IIC T4

FROM OCTOBER 2019

STANDARD ATEX:
GAS:
II 3G Ex h IIA T4 Gc
DUST:
II 3D Ex h IIIA 135°C Dc

Optional ATEX:
GAS:
II 2G Ex h IIB T4 Gb
DUST:
II 2D Ex h IIIB 135°C Db

GAS:
II 2G Ex h IIC T4 Gb
DUST:
II 2D Ex h IIIC 135°C Db

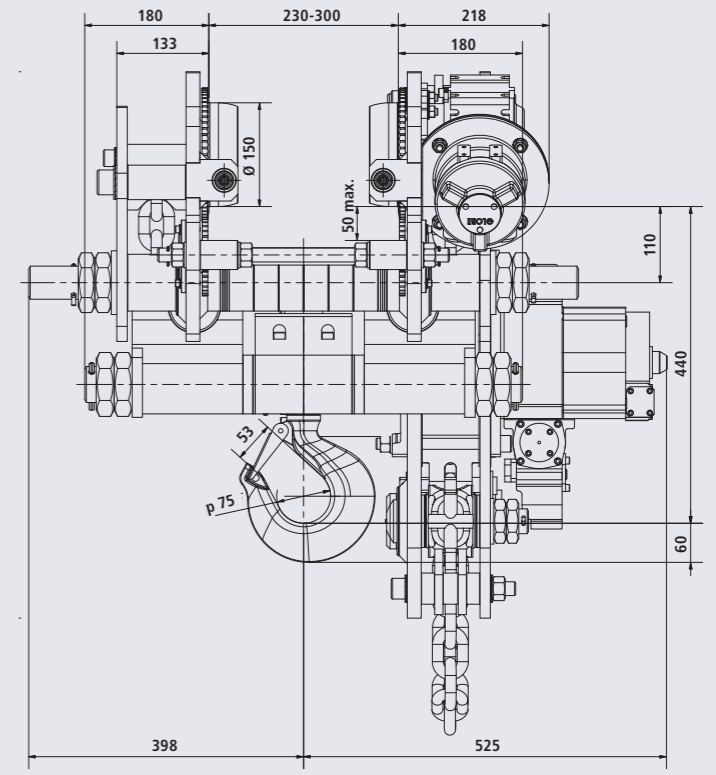
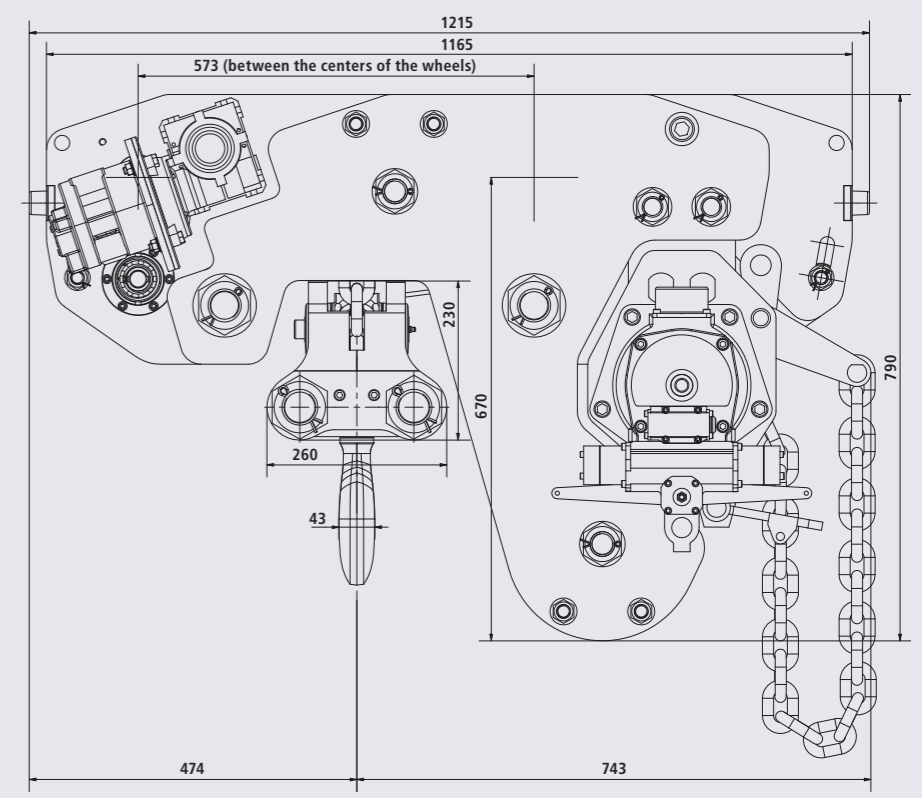
P = PENDANT CONTROL



SECTION 5 PNEUMATIC ULTRA LOWHEADROOM

TMH-10/2-ULHR | TMH-20/4-ULHR

DIMENSIONS TMH-10/2-ULHR IN MM

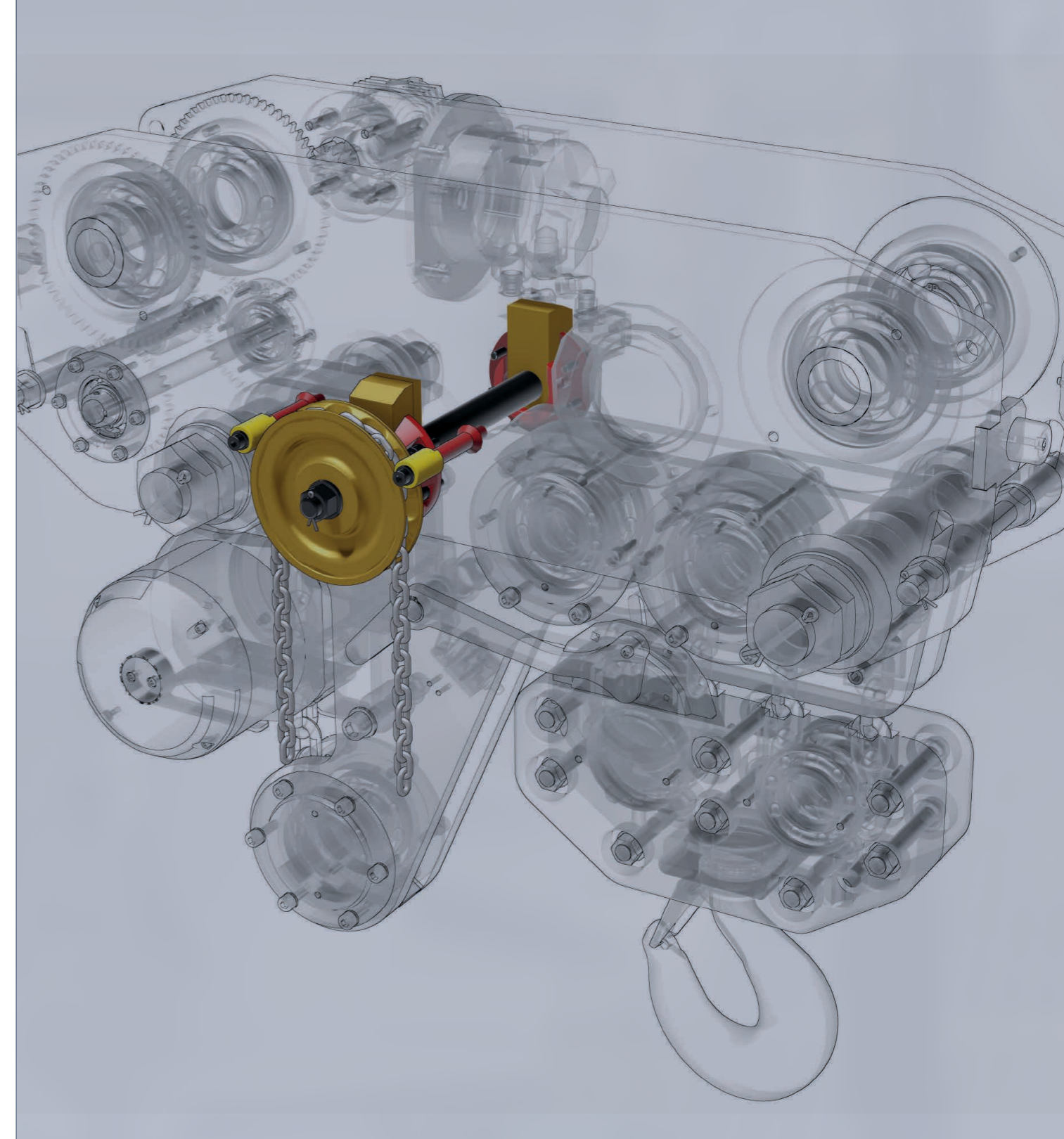


NOTE:
Design can be modified to suit smaller flange sizes.

All measurements are in mm / Information subject to change without notice

NOTE:
At this moment the dimensions and drawings of the TMH-20/4-ULHR are only available on request or check our website for the most up-to-date information.

SECTION 6
SPECIAL DESIGNS



VARIOUS DESIGNS OF HOISTS ARE AVAILABLE,
WE CAN DESIGN HOISTS SPECIFICALLY TO SUIT YOUR NEEDS

SECTION 6 SPECIAL DESIGNS BIG BAG HANDLING HOISTS SAFE WORKING LOAD 1 T TO 2,5 T

We offer three capacities of Big Bag handling hoists designed to meet the special requirements of handling bags of product. With 1 tonne, 2 tonne and 2,5 tonne capacities these cover most requirements, but we can design for larger capacities if necessary. With one load hook the frame dimensions can be varied if required to give the cruciform the maximum lifting height keeping clear of the hoist frame and the chain collector.

Specifically designed for Big Bag handling, our hoists have a rugged and extremely compact design giving the best possible approach distance. Heavy duty load chain is used to reduce excess wear caused by the movement of the cruciform and bag while lifting.

Due to the dusty environment of Big Bag handling, it's important that the load chain and the drive teeth on the trolley wheels are regularly inspected for wear, cleaned and kept lubricated. If exhaust oil or moisture is a concern, the exhaust air from the hoist and trolley can be piped away to a safe area.

As with all RED ROOSTER hoists and trolleys our units are also available in ATEX version,

TYPE	TCR-1000LH/BB-ATX	TCR-2000LH/BB-ATX	TMH-3000LH/BB-ATX
WLL	1.000 kg	2.000 kg	2.500 kg
Chain falls	1	2	1
Chain size mm	7,1 x 21	7,1 x 21	13 x 36
Lifting speed full load	6 m/min	3 m/min	5,4 m/min
Lifting speed no load	11,3 m/min	5,7 m/min	10,8 m/min
Hoist air consumption	25 l/sec	25 l/sec	56 l/sec
Trolley air consumption	25 l/sec	25 l/sec	25 l/sec
Air pressure	0,4-0,63 MPa	0,4-0,63 MPa	0,4-0,63 MPa
Air connection	1/2"PT	1/2"PT	1" PT
Weight with 3 m HOL	140 kg	155 kg	350 kg
Extra weight per metre	1,1 kg	2,2 kg	3,8 kg
Trolley travel speed	6 m/min	6 m/min	6 m/min
Flange range	140-300 mm	140-300 mm	160-300 mm

RECOMMENDED SMC AIR TREATMENT UNIT:

TCR-1000LH/BB-ATX & TCR-2000LH/BB-ATX: AC40-F04DM-8-B

TMH-3000LH/BB-ATX: AC60-F10DM-8-B



IMAGE FOR ILLUSTRATION PURPOSES ONLY

ATEX MARKING



STANDARD ATEX:
II 3 GD c IIA T4

Optional ATEX:
II 2 GD c IIB T4
II 2 GD c IIC T4

FROM OCTOBER 2019

STANDARD ATEX:
GAS:
II 3G Ex h IIA T4 Gc
DUST:
II 3D Ex h IIIA 135°C Dc

Optional ATEX:
GAS:
II 2G Ex h IIB T4 Gb
DUST:
II 2D Ex h IIIB 135°C Db

GAS:
II 2G Ex h IIC T4 Gb
DUST:
II 2D Ex h IIIC 135°C Db


P = PENDANT CONTROL




SECTION 6 SPECIAL DESIGNS VARIOUS DESIGNS OF HOISTS ARE AVAILABLE WE CAN DESIGN HOISTS SPECIFICALLY TO SUIT YOUR NEEDS

Apart from the wide variety of standard RED ROOSTER air chain hoists and trolleys in this catalogue that are fit for most purposes and applications, RED ROOSTER also offers special solutions. Most of the specifications we can adjust to your specific demands. If the RED ROOSTER standard


does not fit your purpose, please enquire for a tailor made solution. For example we can do special capacities, like a 5 tonne single fall, or a 60 tonne hoist. We can deliver the trolley with a beam brake, or rack and pinion drive.




ULTRA LOW HEADROOM ARTICULATED HOIST AND TROLLEY




WIRE ROPE HOIST ON ARTICULATED TROLLEY




TRAVELLING 10 TONNE HOIST WITH TWIN TROLLEY BEAM



COMBINED 2 TONNE AIR HOIST AND TROLLEY WITH BEAM BRAKE




WIRE ROPE HOIST AND TROLLEY SWL 13 TONNE



LOW HEADROOM EXTENDED FRAME

SECTION 6
SPECIAL DESIGNS
ARTICULATED TROLLEYS



SAFE WORKING LOAD 500 KG TO 25 TONNE

RED ROOSTER articulated trolleys are available as manual-, geared- and air driven units designed to operate with our range of manual, pneumatic chain hoists, pneumatic wire rope hoists and can be easily adapted to your specifications and/or different hoist models.

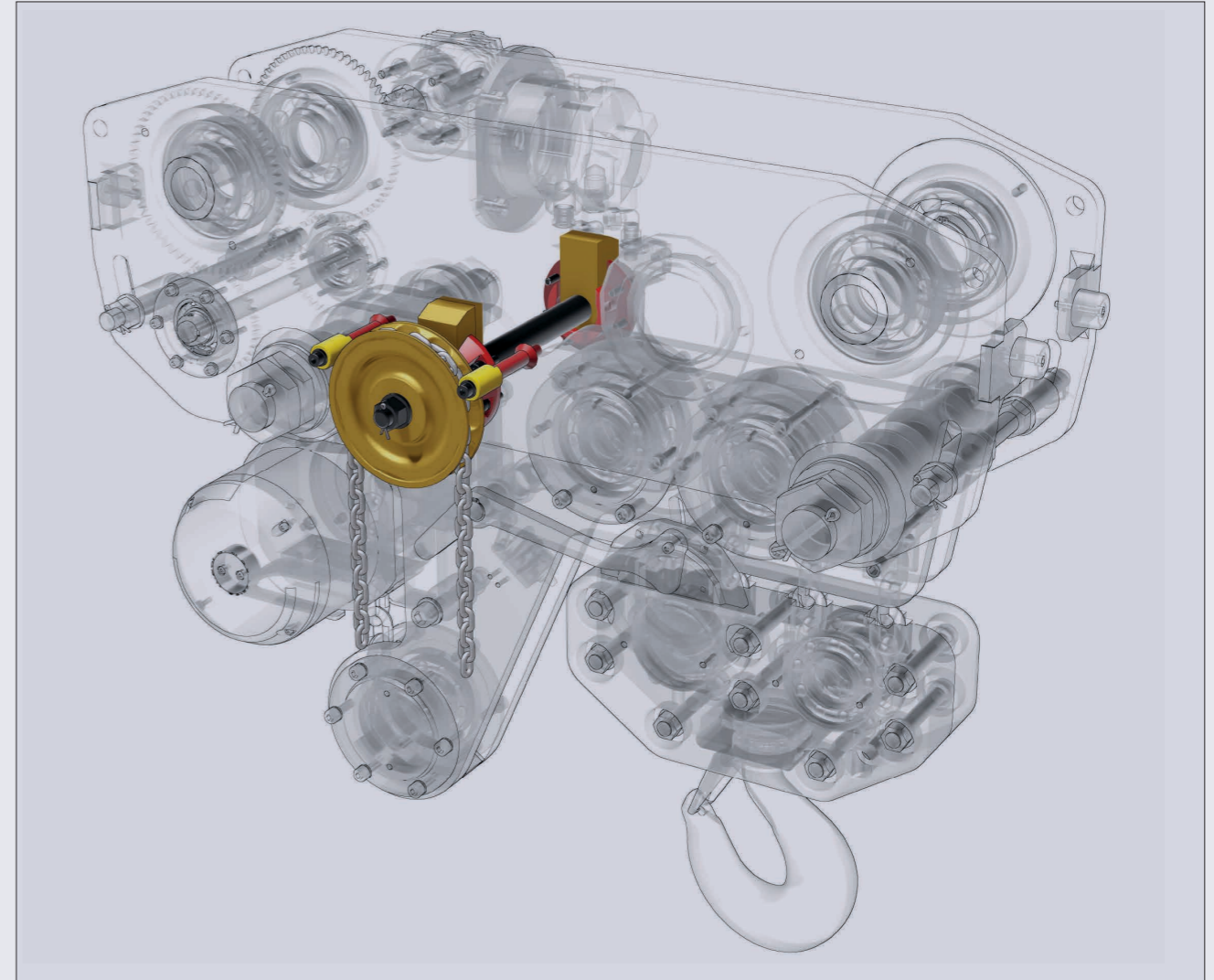
These trolleys are used on a curved beam or tight radius that standard trolleys could not travel around. The design of these units varies on the WLL, flange size, the application and the type of hoist fitted.

We can supply our articulated trolleys as ATEX version, low headroom and even ultra low headroom. These versions can also be fitted with beam brakes, to suit various beam types or sizes and all other options you expect from RED ROOSTER trolleys.

With our articulated trolley design having been based on our standard trolleys most parts are readily available and are designed to be largely maintenance free, with low wear and a long service life.

Due to the variation in the designs it is not practical to give all the sizes and specifications for the range of trolleys available. Individual drawings and specifications are available on request.

SECTION 6
SPECIAL DESIGNS
TROLLEY AND PARKING BRAKES



RED ROOSTER PNEUMATIC TROLLEYS CAN BE FITTED WITH SEVERAL TYPES OF BRAKES, DEPENDING ON THE MODEL, CAPACITY AND TROLLEY SPEED

Standard air trolleys, low headroom, ultra-low headroom and articulated are fitted with a self-locking gearbox which will hold the trolley in position when it stops travelling.

A separate air operated motor disc brake can also be fitted between the air motor and the gearbox to hold the trolley in position. This brake is automatically engaged when the travel stops. On a rack and pinion drive this brake also locks the trolley in position when not in use. This brake can be used on rack and pinion trolleys, standard and low headroom.

Parking brakes can be fitted to all types of trolleys and are applied by winding a hand chain wheel to tighten blocks on to the beam flange to lock the trolley in place. This

brake is normally used to lock a trolley in position when not in use.

Parking brakes can also be fitted to manual and geared trolleys to hold them in position when not in use.

SECTION 6 SPECIAL DESIGNS RACK AND PINION: WORK LOAD LIMIT 0,5 TO 25 T

RED ROOSTER pneumatic rack and pinion trolleys have been developed with high efficiency gearboxes with a rack and pinion drive mechanism to drive the trolley and hold in the required position for use on vessels or floating installations. We can supply trolleys with capacities from 500 kg to 25 tonne to suit various beam and rack modules for monorail trolley hoists and overhead travelling cranes.

The trolleys can either be geared or air driven with operating speeds to match our standard trolleys and can be fitted on to our low headroom, ultra-low headroom or BOP trolleys.


- Various speeds available
- Offshore version with corrosion protection
- Special paint systems
- Available on low headroom and ultra-low headroom trolleys
- Special designs
- Travel limits
- Available in ATEX version
- Temperature range -20°C to +70°C (-10°C to +70°C as standard)

Model	Capacity	Travel speed	Air flow	Air pressure	Flange range	Hose ID trolley
AT25-RP	0,5 + 1 tonne	6 m/min	25 l/sec	0,4-0,63 MPa	80-300	0,5"
AT25-RP	2 tonne	6 m/min	25 l/sec	0,4-0,63 MPa	80-300	0,5"
AT35-RP	3 tonne	6 m/min	25 l/sec	0,4-0,63 MPa	120-300	0,5"
AT65-RP	6 tonne	6 m/min	25 l/sec	0,4-0,63 MPa	130-300	0,5"
AT105-RP	10 tonne	6 m/min	40 l/sec	0,4-0,63 MPa	150-300	0,75"
AT155-RP	15 tonne	6 m/min	40 l/sec	0,4-0,63 MPa	150-300	0,75"
AT205-RP	20 tonne	4 m/min	80 l/sec	0,4-0,63 MPa	150-300	0,75"
AT255-RP	25 tonne	4 m/min	80 l/sec	0,4-0,63 MPa	150-300	0,75"

RECOMMENDED SMC AIR TREATMENT UNIT:

AT25-RP up to AT155-RP: AC40-F04DM-8-B

AT205-RP & AT255-RP: SO-112392-AC825-14



RACK AND PINION

ATEX MARKING



STANDARD ATEX:
II 3 GD c IIA T4

Optional ATEX:
II 2 GD c IIB T4
II 2 GD c IIC T4

FROM OCTOBER 2019

STANDARD ATEX:
GAS:
II 3G Ex h IIA T4 Gc
DUST:
II 3D Ex h IIIA 135°C Dc

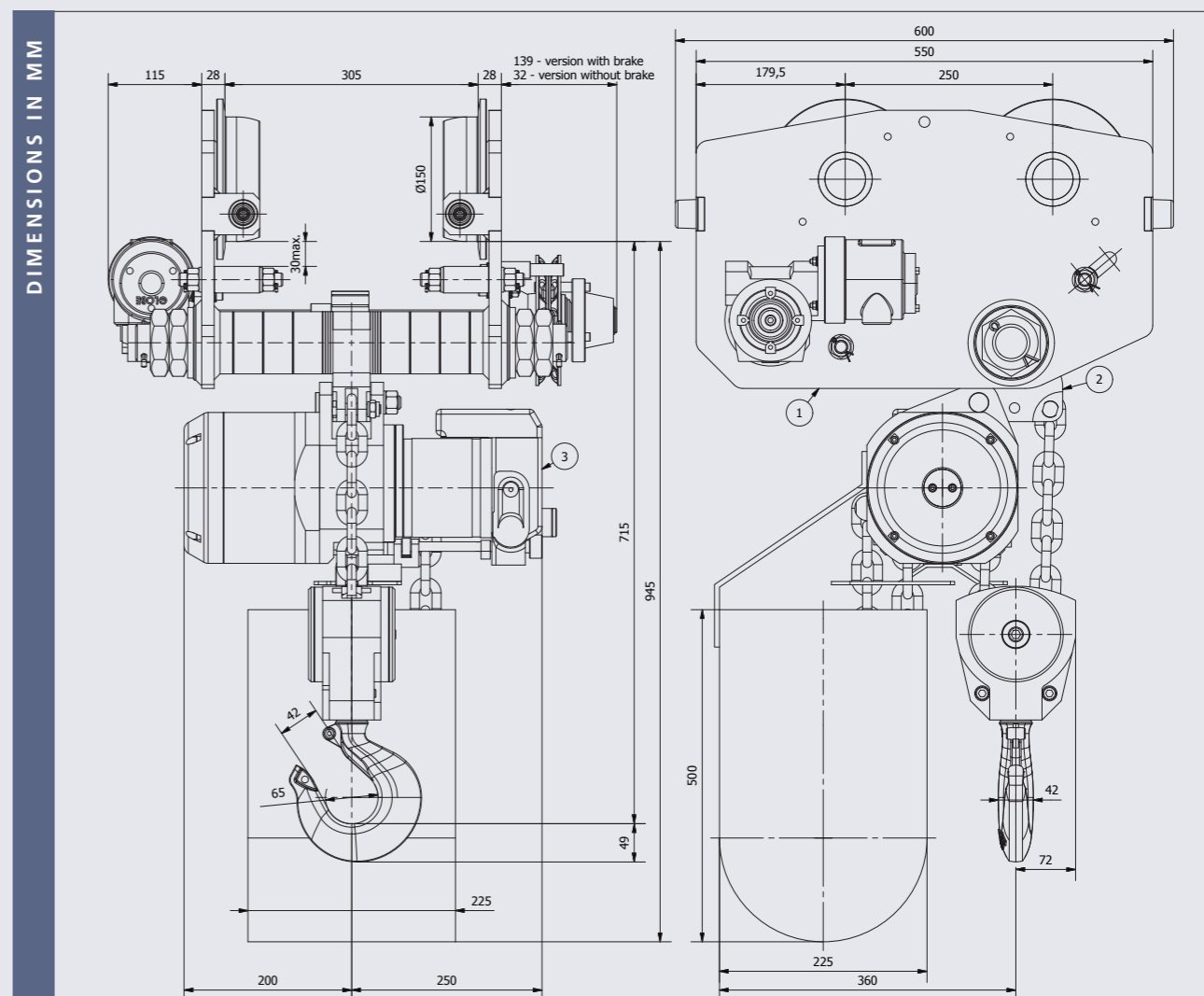
Optional ATEX:
GAS:
II 2G Ex h IIB T4 Gb
DUST:
II 2D Ex h IIIB 135°C Db

GAS:
II 2G Ex h IIC T4 Gb
DUST:
II 2D Ex h IIIC 135°C Db

P = PENDANT CONTROL



SECTION 6 SPECIAL DESIGNS RACK AND PINION: WORK LOAD LIMIT 0,5 TO 25 T



Model	A	B	C	D	E	F	G	H	I	J
AT25-RP	21	TBC	115	70	30	460	410	175	174	495/530
AT25-RP	21	TBC	115	70	30	460	410	175	174	555
AT35-RP	25	TBC	115	100	30	485	435	185	180	645
AT65-RP	28	TBC	115	150	30	600	550	250	180	765
AT105-RP	33	TBC	185	150	50	620	570	224	220	940
AT155-RP	40	TBC	185	180	50	690	640	260	280	1.190
AT205-RP	53	TBC	215	240	55	1.020	970	400	340	1.250
AT255-RP	53	TBC	215	240	55	1.020	970	400	340	1.400

Model	K	L	M	N	O	P	Q	R	S1	S2
AT25-RP	29	40	186	156	29,5	25	20	113	139	32
AT25-RP	29	45	185	155	37	30	54	140	139	32
AT35-RP	34	50	240	200	45	35	31	135	139	35
AT65-RP	42	65	250	200	49	42	72	180	139	32
AT105-RP	40	60	310	250	62	55	107	255	177	22
AT155-RP	58	84	310	250	67	52	197	465	177	30
AT205-RP	78	110	315	245	80	64	265	535	177	35
AT255-RP	80	125	345	365	103	82	165	315	177	35

Heavy duty hoist for use
on land rigs, drilling rigs
and platforms




IMAGE FOR ILLUSTRATION
PURPOSES ONLY

ATEX MARKING



STANDARD ATEX:
II 3 GD c IIA T4

Optional ATEX:
II 2 GD c IIB T4
II 2 GD c IIC T4

FROM OCTOBER 2019

STANDARD ATEX:
GAS:
II 3G Ex h IIA T4 Gc
DUST:
II 3D Ex h IIIA 135°C Dc

Optional ATEX:
GAS:
II 2G Ex h IIB T4 Gb
DUST:
II 2D Ex h IIIB 135°C Db

GAS:
II 2G Ex h IIC T4 Gb
DUST:
II 2D Ex h IIIC 135°C Db

P = PENDANT CONTROL



SECTION 6 SPECIAL DESIGNS

BOP HANDLING SYSTEMS

TMH-20T-BOP | TMH-30T-BOP | TMH-50T-BOP
TMH-60T-BOP | TMH-75T-BOP

RED ROOSTER BOP HOIST HANDLING SYSTEMS have been developed to be a reliable heavy duty hoist for use on land rigs, drilling rigs and platforms. The pair of TMH hoists in our BOP systems are of a standard headroom however we can also offer lower headroom versions if required. The bottom hook can be replaced with a clevis fitting to connect directly to the BOP lifting points.

Standard features:

- Design temperature -20°C to 70°C
- Articulated trolley headfitting for limited side pulling
- Overload protection
- Upper and lower limits
- Automatic fail safe disc brake on hoist
- Main air cut off valve
- Plated load chain
- Lifting points for easy installation

AVAILABLE OPTIONS

- Explosion proof available in ATEX version
- Chain collector - galvanised or stainless steel
- Rack & pinion drive
- Offshore versions with corrosion protection
- Special paint systems
- Low headroom model
- Special designs
- Festoon systems
- Control consoles


RECOMMENDED SMC AIR TREATMENT UNIT:

SO-112392-AC825-14

	TMH-20T-BOP	TMH-30T-BOP	TMH-50T-BOP	TMH-60T-BOP	TMH-75T-BOP
Capacity	20 tonne	30 tonne	50 tonne	60 tonne	75 tonne
Twin Hoist System	2 x 10 tonne hoist	2 x 15 tonne hoist	2 x 25 tonne hoist	2 x 30 tonne hoist	2 x 37,5 tonne hoist
Weight 3 m HOL	375 kg per hoist	500 kg per hoist	1.100 kg per hoist	1.400 kg per hoist	1.850 kg per hoist
Chain falls	2	3	2	2	3
Chain size mm	16x45	16x45	23,5x66	23,5x66	23,5x66
Lifting speed full load	1,6 m/min	1,05 m/min	1,4 m/min	1,4 m/min	0,9 m/min
Lifting speed without load	3,5 m/min	2,2 m/min	2,7 m/min	2,7 m/min	1,8 m/min
Hoist air consumption	71 l/sec	71 l/sec	180 l/sec	180 l/sec	180 l/sec
Travel speed	8 m/min	6 m/min	4 m/min	4 m/min	4 m/min
Trolley air consumption	40 l/sec	40 l/sec	40 l/sec	40 l/sec	80 l/sec
Air pressure	0,4-0,63 MPa	0,4-0,63 MPa	0,4-0,63 MPa	0,4-0,63 MPa	0,4-0,63 MPa
Flange size	150-310	150-310	200-310	200-310	200-310
Closed height	1.025 mm	1.200 mm	1.300 mm	1.300 mm	1.425 mm
Trolley wheels	4	4	4	4	8

Other flange sizes available
Temperature range -20°C to +70°C

SECTION 7 ACCESSORIES




PENDANT CONTROLS | CHAIN & CHAIN COLLECTORS | RADIO REMOTE CONTROL
CROSS HAULING WITH RED ROOSTER HOISTS | PAINT SYSTEMS | AIR SERVICE
EQUIPMENT

SECTION 7 ACCESSORIES

OUR HOIST MEETS YOUR NEEDS

RED ROOSTER has a wide range of accessories available that can be supplied along with your hoist or at a later date to make sure our hoist meets your needs.

- Emergency Stop valves
- Bronze sprayed or stainless steel hooks
- Lubrication oil
- Standard, case hardened or stainless steel load chains
- Various air supply systems to your hoist, trolley or crane
- Range of pendants
- SMC air service units
- Travel limit valves
- Special paint
- Overload horns
- Chain collectors (PVC, galvanised or stainless steel)
- Air regulators



CORD CONTROL

Can be supplied at any length. Gives direct control to the limit level which is connected to the control valve to giving variable speed control. Cord control is available on all capacities of hoists.

PENDANT CONTROL - TCS-P

Comes as standard on pendant control TCR/TCS/TMH hoists which has two levers for superb speed control and has an emergency stop. This is an indirect pendant control.

PENDANT CONTROL TYPE DP

Comes as standard on pendant control TCR mini hoist which has two levers for superb speed control and an emergency stop. This is a direct pendant type.

NEW 4 BUTTON PENDANT CONTROL

4 Button pendant control, with emergency stop, to control our hoists and trolleys. The pendant control has superb hoist speed control.

PENDANT CONTROL - RRI-M AND RRI-MO

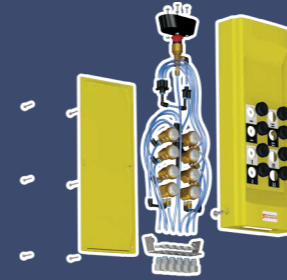
Available as either the Marine version fitted with 1/4" rubber hoses or the Marine Offshore version fitted with hoses and stainless steel valves. The housing is easily held in one hand with easy to use buttons all guarded to prevent inadvertent use. Suitable for use in aggressive environments and available in 2, 4 & 6 station versions.



SECTION 7 ACCESSORIES

RED ROOSTER PNEUMATIC CRANES

Both the RRI-VTP of the RRI-VTP/M are available in multi-button options to give a range of options for full control.



CONTROL BOXES TYPE - CB

We can build the same valves we use in our RRI pendants buttons into wall mounted control boxes. They are available with 2, 4, 6 or 8 stations c/w an emergency stop.



RED ROOSTER RADIO CONTROLS

When excessive distances between the control location and the hoist become a problem RED ROOSTER can offer a radio control option that is easily fitted to any of our hoists, trolleys or cranes. This system offers a safe option to long control lines and is available in standard and ATEX versions.



AIR SERVICE EQUIPMENT

For faultless operation of your RED ROOSTER pneumatic hoist, trolley or crane the compressed air must be clean, dry and lubricated. We recommend that you always fit an SMC filter lubricator along with a regulator if required. Available as filter / lubricator units or as filter / lubricator / regulators from 0,375" to 1" always in stock. See page 78 and 79 for further information.



SECTION 7 ACCESSORIES

LOAD CHAIN

RED ROOSTER use high quality load chain to EN818-7 ranging from 4 x 12 mm chain on the 250 kg hoist and up to 23,5 x 66 mm load chain on our 25 tonne, 50 tonne and 100 tonne hoists. Depending on the working duty and operating conditions we can offer higher quality chain with a higher resistance to wear and different finishes on the chain to protect against corrosion.

CHAIN SIZES

4 x 12 mm*



6,3 x 19,1mm*



7,1 x 21 mm*



13 x 36 mm



16 x 45 mm



23,5 x 66 mm



*Also available in stainless steel version

LOAD LIMITERS

We can offer either a mechanical (LLM) or a differential pressure (LLD) load limiter that can be retrofitted to pneumatic hoists or winches. Both types cut off the pilot supply on the hoisting side of the motor stopping the motor raising, but the motor will still lower after the load limiter has been closed.

LUBRICATION OIL

We can offer our own brand of airline lubricating oil. The Atlub Oil is suitable for all RED ROOSTER hoists and trolley motors.



SECTION 7 ACCESSORIES

FESTOON SYSTEMS

We offer a range of festoon systems to support air hoses and control hoses running from the hoist back to the supply valve or pipework.

Catenary systems, see page 80

C Track system, see page 81

Hose support trolleys, see page 80



MAIN AIR SHUT OFF VALVE

All pneumatic hoists and winches can be fitted with a main air valve to cut off the air supply. This is controlled via the emergency stop button on the pendant.



CHAIN COLLECTORS

RED ROOSTER offer a wide range of PVC chain bags and chain buckets manufactured from either galvanised or stainless steel. The chain-bags are mainly used on the smaller hoists with a maximum of 20 m of 4 x 12 mm chain or 13 m of 7,1 x 21 mm chain. Above these sizes we use steel chain buckets which can take up to 100 m of 23,5 x 66 mm load chain.

Simply advise us of your hoist model and height of lift and we will supply you with a chain collector and bracket to suit. Where headroom is a problem we can try to alter the shape of a standard bucket to keep the headroom to a minimum.

With the increased size and weight in the collectors we may need to supply secondary suspension slings for added support.

We have a selection of chain buckets in stock to suit 250 kg to 6 tonne hoists with larger capacities being made to order. See page 76 and 77 for CHAIN COLLECTOR MODELS.



HEAVY DUTY SYSTEMS

For systems with heavy hoses, we can also supply square section tracks for straight or curved beams. The sections of track are supported by support brackets attached to the top flange of the beam.

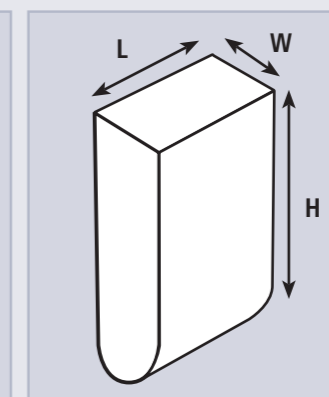
We can also supply heavy duty C Track systems built from larger stronger sections.

SECTION 7 CHAIN COLLECTOR MODELS

	TCR-250	TCR-500/2	TCS-500	TCR-500	TCS-980/2	TCR-1000/2	TCR-1000	TCR-2000/2	TMH-3000	TMH-6000/2	TMH-9000/3	TMH-12000/4	TMH-15000/5	TMH-10/2	TMH-15/3	TMH-20/4
MAX HOL (m)																
BAG 1	13	7														
BAG 2	25	13														
BAG 3				6		3	6	3								
BAG 4				9		4,5	9	4,5								
BAG 5				13		7	13	7								
BAG 6				12		6										
BAG 7				20		10										
BAG 8									10	5						
BUCKET 2	31	16	12	12	6	6	10	5								
BUCKET 3	41	21	20	20	10	10	18	9	5							
BUCKET 5			30	30	15	15	25	12								
BUCKET 6			34	34	17	17	28	14								
BUCKET 7*			42	42	21	21	36	18								
BUCKET 8*			55	55	27	27	46	23	9							
BUCKET 11*									12	6	4	3				
BUCKET 12*			60	60	30	30	60	30	25	13	9	7	6			
TMH1									6	3						
TMH2									10	5	3					
TMH3*									15	7	5	4	3			
TMH4*									20	10	7	5	4			
TMH5*									25	12	8	6	5			
TMH6*									30	15	10	8	6			
TMH7*									35	17	12	9	7			
TMH8*									40	20	13	10	8	14	9,5	7
TMH9*									45	22	15	11	9			
TMH10*									50	25	17	12	10	17	11	8
TMH11*									60	30	20	15	12			
TMH12*									70	35	23	17	14			
TMH13*									80	40	26	20	16			
TMH14*									90	44	30	22	18	22	15	11
TMH15*									100	50	33	25	20			
TMH16*														28	19	14
TMH17*														35	23	17,5
TMH18*														51	34	25

SECTION 7 CHAIN COLLECTOR MODELS

PART. NO.	DIMENSIONS (L x W x H)	WEIGHT (KG)	VOLUME (L)
BAG 1	90 x 90 x 200	1	2
BAG 2	150 x 150 x 250	1	6
BAG 3	150 x 150 x 150	1	3
BAG 4	150 x 150 x 250	1	6
BAG 5	150 x 150 x 300	1,5	7
BAG 6	133 x 133 x 250	1,5	4
BAG 7	133 x 133 x 300	1,5	5
BAG 8	200 x 200 x 450	1,5	18
BUCKET 2	150 x 150 x 300	2	7
BUCKET 3	150 x 150 x 500	3	11
BUCKET 5	150 x 225 x 500	4	17
BUCKET 6	150 x 250 x 500	4	19
BUCKET 7	150 x 225 x 700	6,5	24
BUCKET 8	150 x 250 x 800	7	30
BUCKET 11	250 x 150 x 500	5	19
BUCKET 12	250 x 250 x 600	7	38
TMH1	300 x 300 x 300	-	27
TMH2	300 x 300 x 400	-	36
TMH3	300 x 300 x 500	-	45
TMH4	300 x 300 x 600	-	54
TMH5	300 x 300 x 650	-	59
TMH6	300 x 300 x 750	-	68
TMH7	300 x 300 x 850	-	77
TMH8	400 x 400 x 650	-	104
TMH9	400 x 400 x 700	-	112
TMH10	400 x 400 x 750	-	120
TMH11	400 x 400 x 800	-	128
TMH12	400 x 400 x 850	-	136
TMH13	400 x 400 x 900	-	144
TMH14	400 x 400 x 1000	-	160
TMH15	400 x 400 x 1100	-	176
TMH16	400 x 500 x 1000	-	200
TMH17	500 x 500 x 1000	-	250
TMH18	600 x 600 x 1000	-	360



SECTION 7 SMC AIR SERVICE EQUIPMENT

ACCURATE LUBRICATION OF YOUR MACHINERY COMPONENTS WITH THE SMC AL-SERIES LUBRICATORS

These larger size lubricators can be refilled under pressure (from size 30 onwards). The lubricator is easily adjustable for any kind of volume of airflow and at already low flow sufficient oil mist is created. For proper functionality of the lubricator, the hose length between the lubricator and hoist should not exceed 8 meters. Longer air hoses impede proper lubrication.

Do you have a lubricator in an area that is difficult to reach; for example high at the top hook of an air chain hoist? In such cases we advise the use of the **SMC ALF/ALT-series**. The **ALF-lubricator** is automatically refilled from the **ALT-Oil tank** (which can be refilled at normal ground level). Auto-feed lubrication ensures both frequency of lubrication as well as volume thus saving your expenditure on oil. Other benefits are; less maintenance to your air chain hoist, increased safety in the working environment and less pollution.

The **ALDU-series** of SMC is a centralized lubricator with an oil mist range of up to 200 meters. Using the ALDU series, only one lubricator can service multiple air chain hoists. This means; less maintenance and it reduces errors and oil-consumption by 80 to 90%. The use of hose-reels and FESTOON systems is enabled by using the ALDU series.

NOTE:

Also refer to the **SMC-AC-series** filters and -pressure regulators for the correct compressed air conditioning. The correct choice of SMC combinations should be based on air consumption of your hoist. See technical specifications: NI/min (normal litres per minute). Take into consideration the parallel use of multiple hoists.

SECTION 7 SMC AIR SERVICE EQUIPMENT



AC-SERIES



AL-SERIES



ALDU-SERIES



ALF-SERIES



ALT-SERIES

AC-SERIES

COMBINATION OF AF (FILTER), AR (REGULATOR), AL (LUBRICATOR) AND PRESSURE GAUGE

Type	Brand	Port size	NI/min	Filter micron	Working pres. (MPa)	Bowl	Bowl with bajonet connection
AC30-F03E-DM-8-B	SMC	3/8"	1.500	5	0,05 - 0,85	Polycarbonate	Standard
AC40-F04E-DM-8-B	SMC	1/2"	2.200	5	0,05 - 0,85	Polycarbonate	Standard
AC50-F06E-DM-8-B	SMC	3/4"	3.000	5	0,05 - 0,85	Polycarbonate	Standard
AC60-F10E-DM-8-B	SMC	1"	4.000	5	0,05 - 0,85	Polycarbonate	Standard

Max. supply pressure: 1,5 MPa | Max. working pressure: 0,7 MPa | Temperature working area: -5 to 60° C.

AL-SERIES LUBRICATOR

Type	Brand	Port-size	NI/min	Lubricating from NI/min	Sight dome	Bowl	Bowl capacity cm ³	Mounting brackets
AL40-F04-A	SMC	1/2"	5.800	40	AL20P-080AS	Polycarbonate	135	AF42P-050AS
AL50-F06-A	SMC	3/4"	7.500	190	AL20P-080AS	Polycarbonate	135	AF52P-050AS
AL60-F10-A	SMC	1"	10.500	220	AL20P-080AS	Polycarbonate	135	AF52P-050AS
AL900-20	SMC	2"	20.000	1.800	12316	Polycarbonate	440	-

Max. supply pressure: 1,5 MPa | Max. working pressure: 1,0 MPa | Temperature working area: -5 to 60° C | Recommended oil norm: ISO VG32

ALDU-SERIES LUBRICATOR

Type	Brand	Port size	Max. NI/min	Filter micron	Working pressure MPa	Bowl capacity cm ³
ALDU600-10	SMC	1"	6.000	5	0,15 - 1,0	2.000
ALDU900-20	SMC	2"	15.000	5	0,15 - 1,0	5.000

Max. supply pressure: 1,5 MPa | Max. working pressure: 1,0 MPa | Temperature working area: -5 to 60° C.

ALF-SERIES AUTO FEED LUBE

Type	Brand	Port size	Max. NI/min	Max. operating pressure	Min. operating flow (NI/min (ANR))	Bowl	Weight kg
ALF400-F04	SMC	1/2"	5.800	0,7 Mpa	40	Polycarbonate	0,88
ALF900-F20	SMC	2"	20.000	0,7 Mpa	1.800	Polycarbonate	1,9

*With float switch

Temperature working area: -5 to 60°C / Recommended oil norm: ISO VG32

ALT-SERIES AUTO FEED TANK

Type	Brand	Port size	Max. operating pressure	Bowl capacity cm ³	Bowl	Weight kg
ALT-5	SMC	Air 1/4" / Oil 3/8"	1,0 Mpa	5.000	Metal	12,6
ALT-5-IS-1*	SMC	Air 1/4" / Oil 3/8"	1,0 Mpa	5.000	Metal	13,2
ALT-9	SMC	Air 1/4" / Oil 3/8"	1,0 Mpa	9.000	Metal	26,0
ALT-9-IS-1*	SMC	Air 1/4" / Oil 3/8"	1,0 Mpa	9.000	Metal	26,6

*With float switch

Temperature working area: -5 to 60°C / Recommended oil norm: ISO VG32

NOTE:

It is possible to connect several ALF lubricators through an oil distributor.

SECTION 7 AIR SUPPLY SYSTEMS

CATENARY SYSTEM

The CATENARY system's simple wire rope is designed for the support and conveyance of power to overhead travelling cranes, hoists, jibs, and monorails, mobile material handling machines and all other equipment.

The various system components have been designed to work with hoses of varying thicknesses / widths and diameters.

In order to produce a smooth operation and minimal wear on the trolley wheels, our CATENARY system utilises a PVC coated galvanised steel cable of 6 mm dia. The cable supports are designed to support a max run of 10 m of cable (subject to the weight of the cable or air hose).

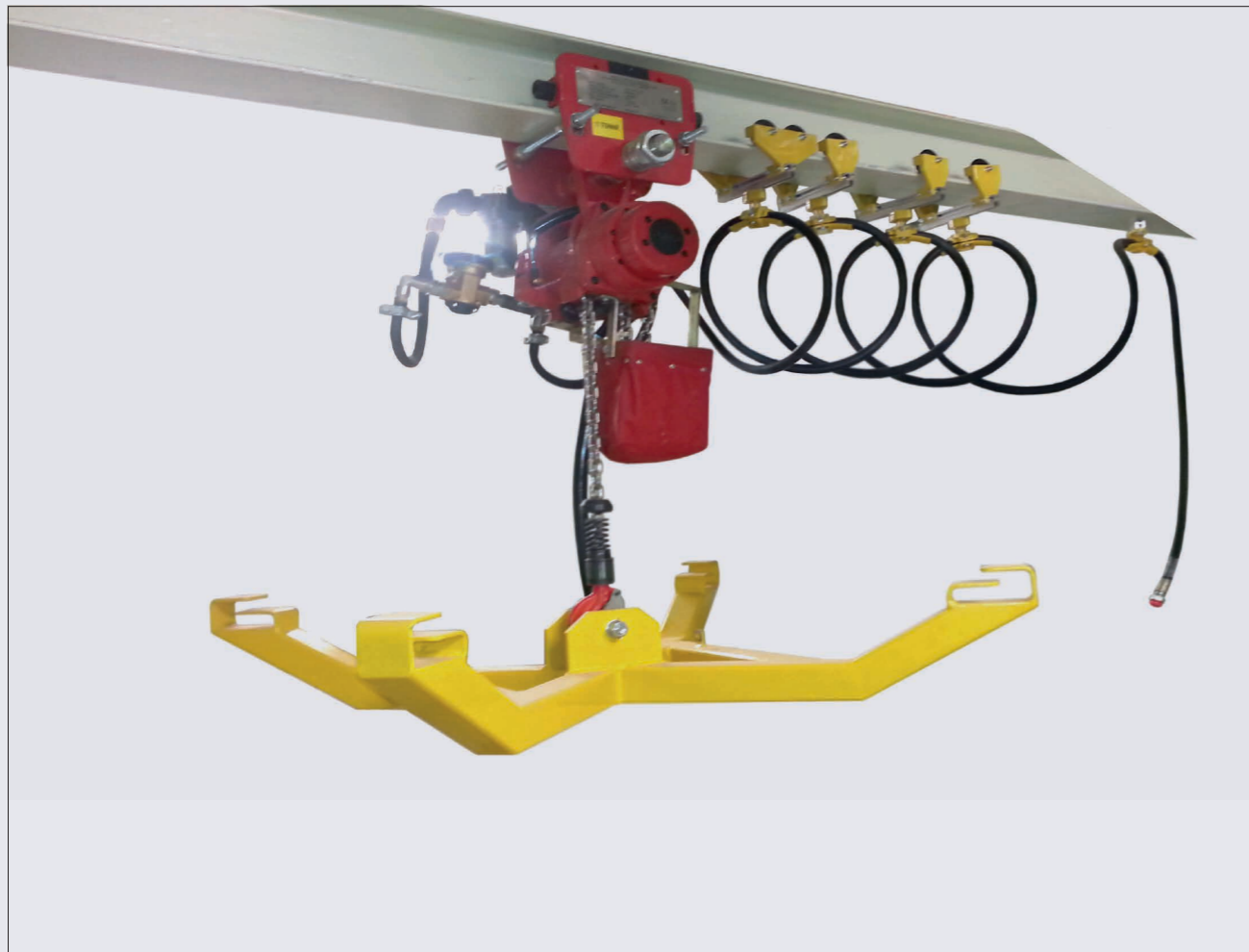
KEY POINTS

- Utilises a PVC coated galvanised wire rope
- Cable hangers support a maximum length of 10 m runs
- Variety of trolleys to suit both budget and application
- May be used for the conveyance of air hose systems
- Designed for ease of installation requiring no special tools

RED ROOSTER HOSE SUPPORT TROLLEY: RSJ FESTOON CABLE SYSTEMS

These FESTOON trolleys can run along the same beam as the hoist, making installation fast and easy. These trolleys follow the hoist along the runway beam and are pulled in and pushed out by the main trolley. Trolleys are available

for air hoses. We can supply these trolleys for standard or ATEX systems. Trolley capacity 50 kg to suit beam sizes up to 300 mm.



SECTION 7 AIR SUPPLY SYSTEMS

FESTOON C-TRACK SYSTEM

The FESTOON C-TRACK system, has been specifically designed and developed for the support and conveyance of air hoses, flat form cable and round cable. The application of which may be seen in overhead travelling cranes, hoists, jibs and monorails, mobile material handling machines and other travelling equipment.

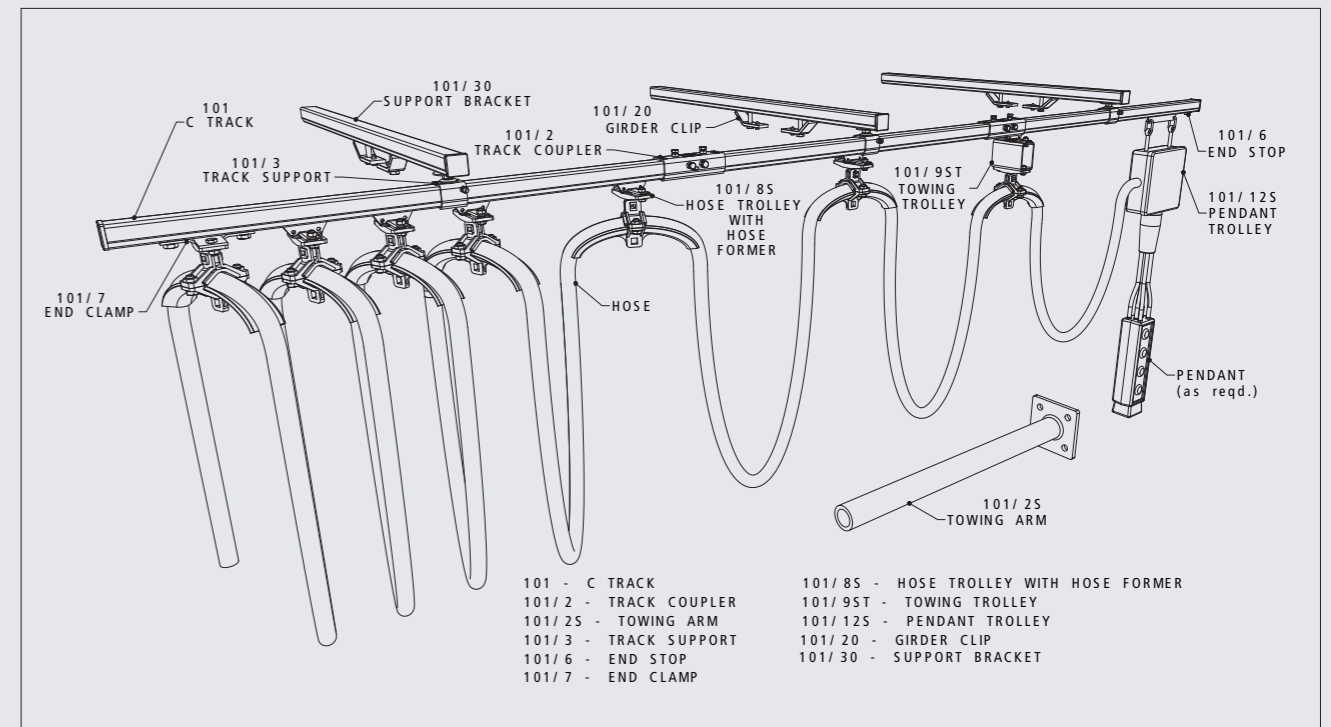
The various system components have been designed to work with air hoses, flat form cables and round cables of varying thicknesses, widths, diameters and weights.

Depending on the application or environment, a FESTOON system is offered in a choice of 2 different materials: galvanised or stainless steel. The track can either be single for supply only or gradual track for an independent pendant.

On our clients specific request, a FESTOON C-TRACK can also be supplied curved. Our automated rolling and forming machinery, is able to achieve a maximum bending radius of 1.25 m, easily covering a multitude of conveyance applications. These are made to order.

With our offering of stainless steel profiles, our FESTOON C-TRACK system is also ideal for the food, marine industry, or safe areas where ATEX certification is required.

The FESTOON system has been designed for years of trouble free operation and its ease of installation does not require the need of special tools.



SECTION 7

RADIO REMOTE CONTROL

EMPLOYABILITY

Developed to replace long control tubes where the pendant length can create delays, where it is difficult for the operator to travel with the hoist or crane, where the operator needs to work at different levels or to give the operator more freedom to check the movement and positioning of the load.

The RED ROOSTER radio remote control system can be used on chain hoists, wire rope hoists, trolleys and cranes. The system is fitted with a main STOP valve to cut off air supply and is in accordance with standards PL e EN ISO 13849 and SIL 3 EN 61508.

Our remote control can be used in non-hazardous areas.

KEY POINTS

- There are 64 frequencies in the 433 - 434 MHz range
- Various options for the power supply for the radio receiver
- The transmitter is powered by a plug-in rechargeable battery
- Transmitter and receiver protection class is IP65
- The remote control buttons are easily operated when wearing gloves
- Available on all RED ROOSTER hoists and trolleys
- A standard pendant can be connected into the system in case of failure or power loss



SECTION 7

CROSS HAULING WITH RED ROOSTER HOISTS

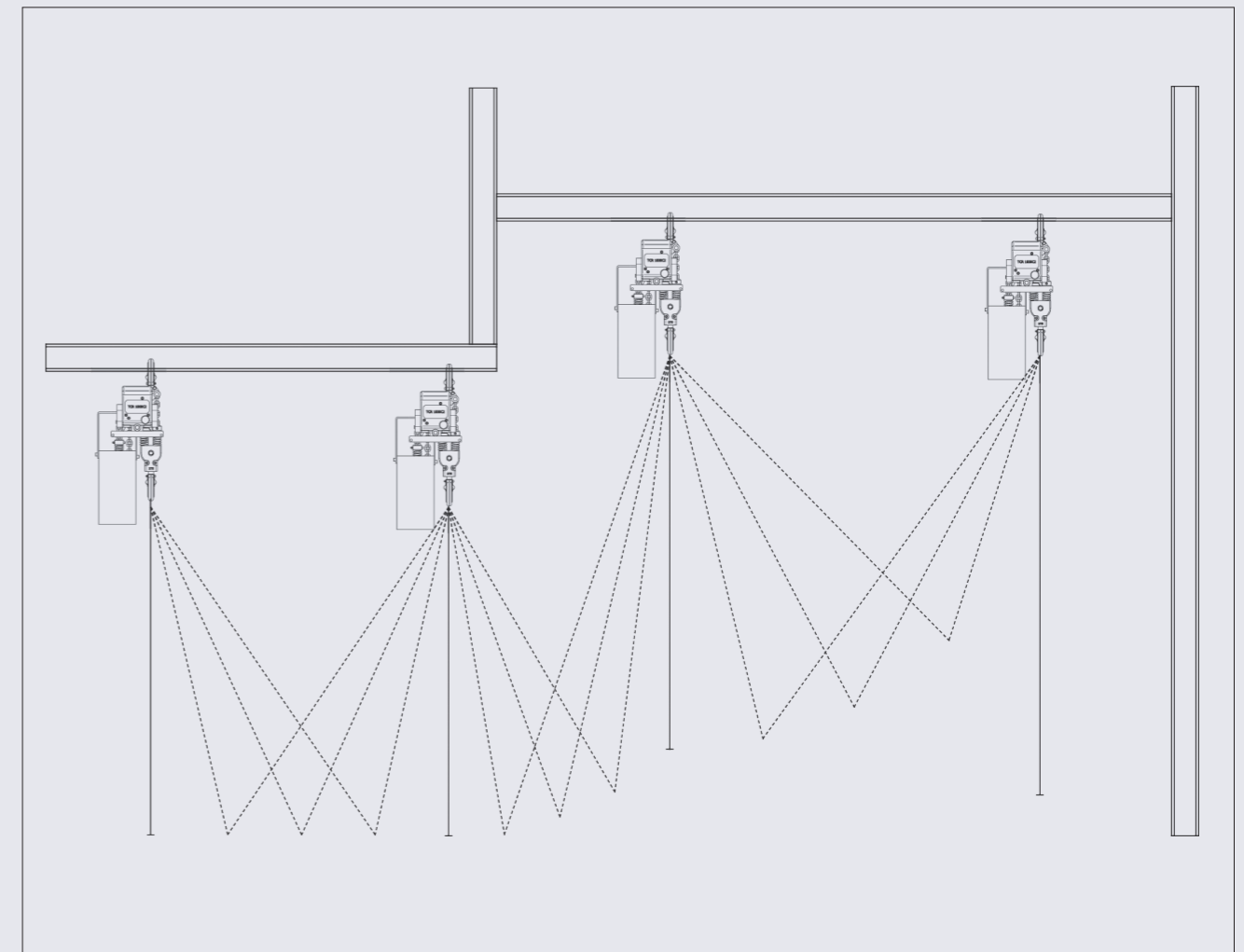
Like all air hoists, the RED ROOSTER hoist range is designed for vertical lifting. Under special circumstances, cross hauling can be achieved with single or two-fall hoist models, up to an angle of 20 degrees from the vertical, with 25 degrees on some capacities under specific conditions.

It is imperative that special precautions are in place for cross hauling applications - a lift plan, method statement and a risk assessment should be completed by a qualified person.

A site assessment should be carried out, checking the structure from which the hoists will be suspended, the hoist locations (route of travel), operator position and also the shape size and weight of the item to be cross hauled. Site conditions should always be taken into

account as different problems will be encountered at each site. We recommend tag lines to be attached to the hoists and wherever possible, lower the load down to the next hoist at an angle letting it take the load, then raise at a much reduced angle.

For all cross hauling applications, please contact our specialists to confirm the suitability of our hoists for the application.



SECTION 7 MARINE AND CORROSIVE PROTECTION PAINT SYSTEMS

We have established paint application systems to control the painting of our equipment based on ISO 12944.

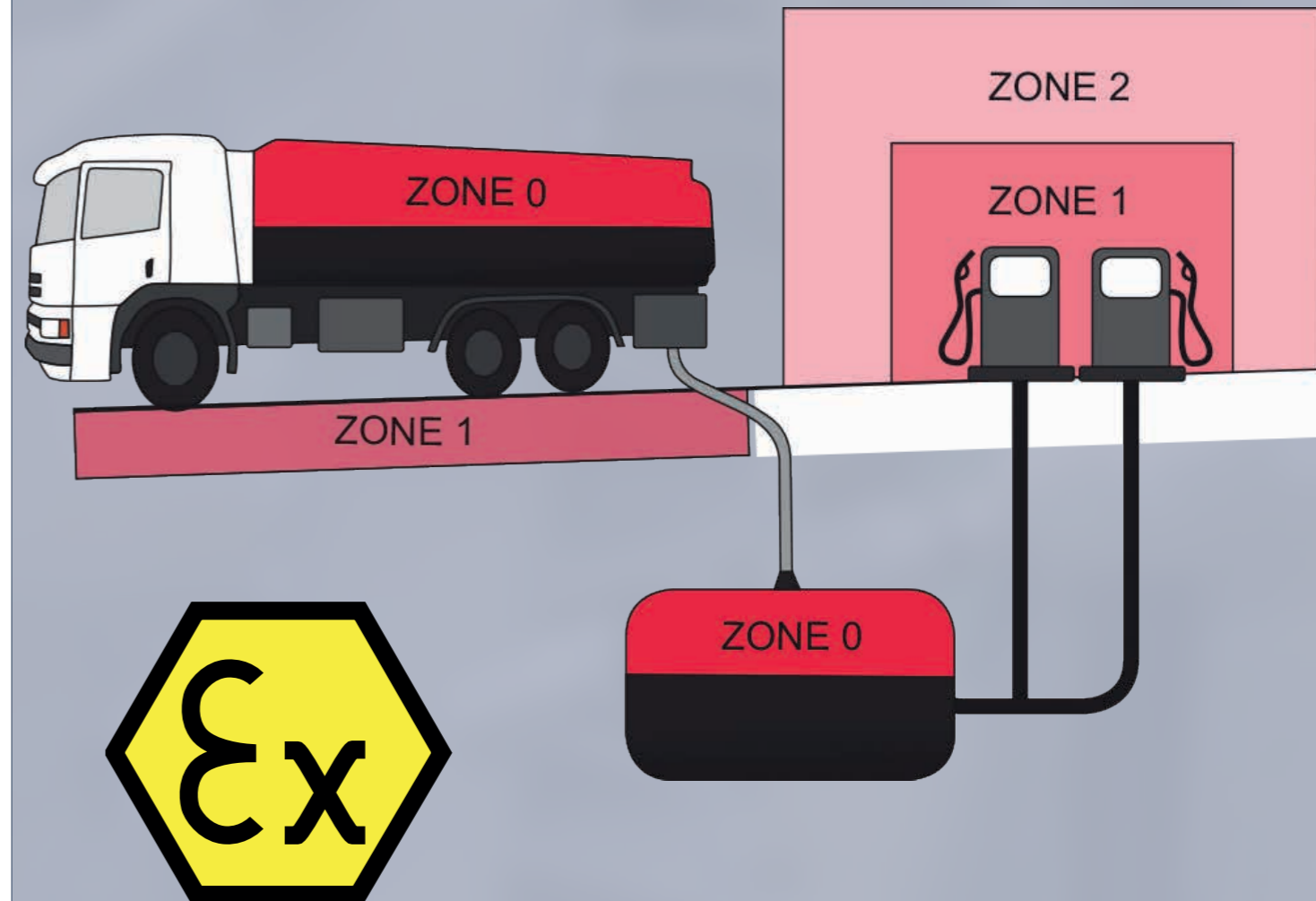
Our systems can also be used for several parts of NORSOK M501. These systems give good durability with resistance to water, abrasion, chemicals and are flexible.

For our C2 and C3 systems we use Jotun paints Penguard FC Epoxy. For the high marine specifications C4 and C5 we use an anti-corrosive primer with a hardtop CA acrylic top coat.

Corrosive category and risk	Examples of typical environments in a temperate climate (info only)	
	Exterior	Interior
C1 very low	-	Heated buildings with clean atmospheres, e.g. offices, shops, schools, hotels
C2 low	Atmospheres with low level of pollution. Mostly rural areas	Unheated buildings where condensation may occur, e.g. depots, sports halls
C3 medium	Urban and industrial atmospheres, moderate sulphur dioxide pollution. Coastal area with low salinity	Production rooms with high humidity and some air pollution e.g. food-processing plants, laundries, breweries, dairies
C4 high	Industrial areas and coastal areas with moderate salinity	Chemical plants, swimming pools, coastal, ship and boatyards
C5-1 very high (industrial)	Industrial areas with high humidity and aggressive atmosphere	Buildings or areas with almost permanent condensation and high pollution
C5-M very high (marine)	Coastal and offshore areas with high salinity	Buildings or areas with almost permanent condensation and high pollution



SECTION 8 ATEX (ATMOSPHÉRES EXPLOSIBLES)



The RED ROOSTER Spark Resistant Air chain Hoists are very suitable to be used in explosion dangerous areas because air does not generate sparks (on the contrary to electricity). RED ROOSTER Spark Resistant Air chain Hoists are very economical, and supplied at very competitive prices.



The RED ROOSTER Spark Resistant Air chain Hoists are very suitable to be used in explosion dangerous areas because air does not generate sparks (on the contrary to electricity). RED ROOSTER Spark Resistant Air chain Hoists are very economical, and supplied at very competitive prices.

In various industries like (petro) chemical industry, oil/gas industry, offshore, power plants, mining, food industry and many other industries an explosion dangerous atmosphere can arise during processing, transporting or storing, due to gas, vapor or dust.

Explosive atmospheres can be caused by flammable gases, mists or vapours, or by combustible dusts. If there is enough of a substance mixed with air then all it needs is a source of ignition to cause an explosion. Preventing release of dangerous substances and controlling potential sources of ignition are two widely used ways of reducing risk.

WHY DO WE NEED ATEX CERTIFICATION

- If you manufacture a product that is to be used in a potentially explosive environment and you want to sell in the European Union, then you will need to apply the CE and Ex mark on it.
- The ATEX 2014/34/EU Directive (ATEX 95) covers both electrical and mechanical equipment which is split into two categories of equipment, Group I mining & Group II above ground.
- Our lodgement is for mechanical non electrical equipment which are capable of causing their own source of ignition.

¹⁾ See page 8 for new ATEX certification from october 2019

All standard RED ROOSTER pneumatic hoists and trolleys from 250 kg to 100 tonne can be certified for use in II 3 GD c IIA T4 ¹⁾ area and with additional protection built into the hoist they can be certified for II 2 GD c IIB T4 ¹⁾ & II 2 GD c IIC T4 ¹⁾ area. The preparation work required to be carried out on our hoists varies on the protection level requested by the customer. With the information on where the hoist will be operating we prepare the hoist to be suitable for the zone, gas group and temperature rating.

Our lodgement PRJ1110010199/1 filed with Lloyds Register covers the range of ATEX units we manufacture.

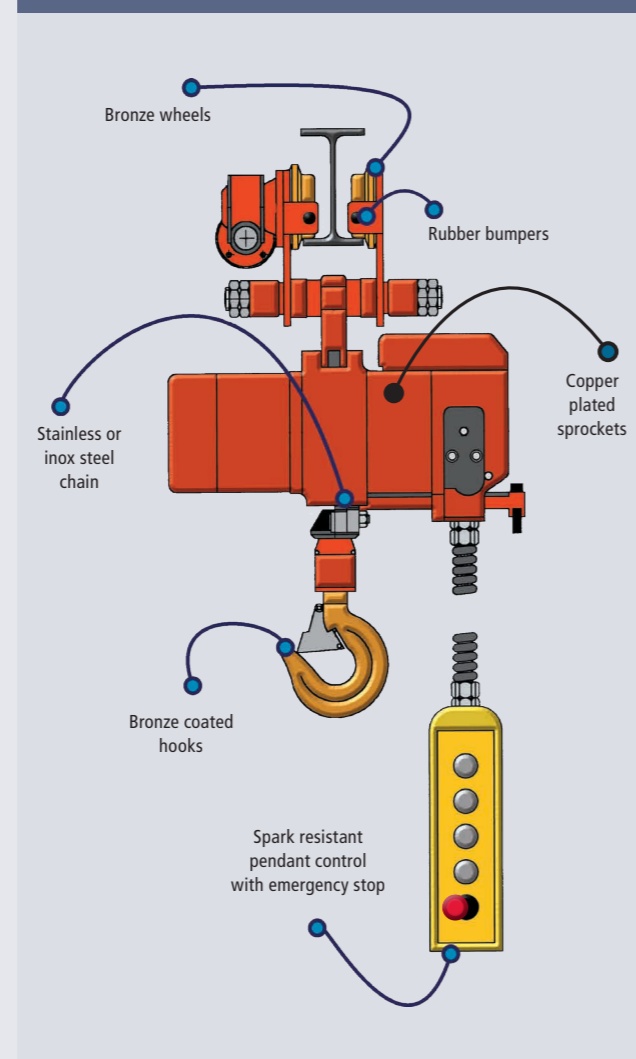
The TCR, TNC, TMH & TCS ranges of hoists are heavy duty units with a wide range of uses in a variety of industries all over the world. The ATEX range of hoists are built to stand up to different environments making them safe to use in explosive atmospheres.

Depending on the classification we can bronze spray hooks, fit stainless steel safety latches, use either zinc plated or stainless steel load chain and fit stainless steel chain collectors. RED ROOSTER pneumatic trolleys, geared trolleys and push trolleys are fitted with bronze wheels, bronze anti-tip rollers, rubber buffers and air trolleys have ATEX rated air motors, gearboxes and valves. Our trolleys are suitable for a range of beam sizes and profiles, with rack and pinion, beam brake, low headroom and ultra low headroom units available in most capacities.

We also do a range of ATEX pneumatic wire rope hoists built to suit customer requirements. These hoist units have been fully converted to air powered units from ATEX certified parts covered by our risk assessment for the process and parts used in manufacture.

Our Spark Resistant Air chain Hoists are widely used in a.o. the On and Off-shore, (petro) chemical industry, paint spraying, chemical production and -storage, pharmaceutical industry and tank-cleaning.

SPARK RESISTANT AIR CHAIN HOISTS



EQUIPMENT GROUPS, CATEGORIES & ZONE CLASSIFICATION

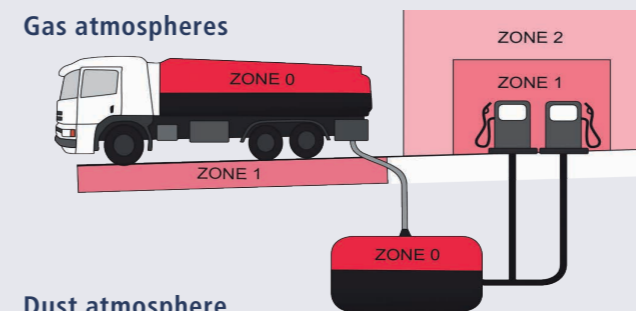
Group	Category	Level of Protection	(Formerly known as risk zone)
I Mining	M(1)	Mechanical equipment - Energised Very high level of protection Equipment must continue to operate in an explosive atmosphere.	0, 1, 2 (Gases) 20, 21, 22 (Dust)
		Mechanical equipment - De-energised High level of protection Equipment must shut down if an explosive atmosphere occurs.	1, 2 (Gases) 21, 22 (Dust)
II Non mining	1	Very high level of protection Where gas, dust or vapour mixtures are present continuously or for long periods.	0, 1, 2 (Gases) 20, 21, 22 (Dust)
II Non mining	2	High level of protection Where gas, dust or vapour mixtures are likely to occur occasionally.	1, 2 (Gases) 21, 22 (Dust)
II Non mining	3	Normal protection Where gas, dust or vapour mixtures are unlikely to occur and only for short periods.	2 (Gases) 22 (Dust)

EXPLOSION ZONE CLASSIFICATION

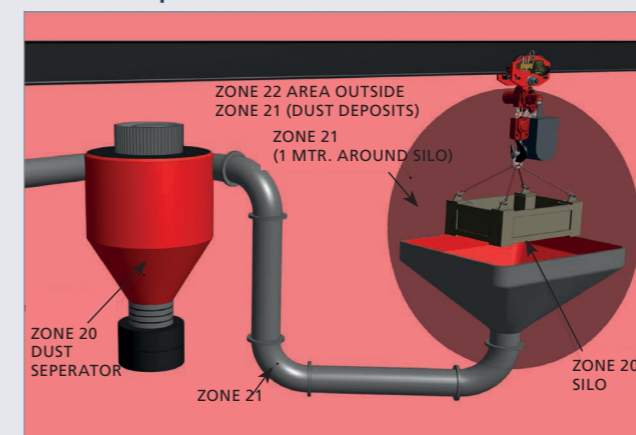
Category	(Formerly known as risk zone)	Description
1G	ZONE 0 (Gas/vapours)	An area in which an explosive mixture is continuously present or present for long periods.
2G	ZONE 1 (Gas/vapours)	An area in which an explosive mixture is likely to occur in normal operation.
3G	ZONE 2 (Gas/vapours)	An area in which an explosive mixture is not likely to occur in normal operation and if it occurs it will exist only for a short time.
1D	ZONE 20 (Dust)	An area in which an explosive mixture is continuously present or present for long periods
2D	ZONE 21 (Dust)	An area in which an explosive mixture is likely to occur in normal operation.
3D	ZONE 22 (Dust)	An area in which an explosive mixture is not likely to occur in normal operation and if it occurs it will exist only for a short time.

HAZARDOUS AREAS

Gas atmospheres



Dust atmosphere



Categorie	Gas	Dust
Categorie 1 = zone	0	20
Categorie 2 = zone	1	21
Categorie 3 = zone	2	22

The above diagrams are simple examples of explosive atmospheres within industry. Each site may differ.

ATMOSPHÈRES EXPLOSIBLES

ATEX comes from the French words "ATmosphères EXplosibles" which is the name commonly given to the two European Directives for controlling explosive atmospheres. The aim of the directive 2014/34/EU is to allow free trade of ATEX equipment within the EU. Some other parts of the world do not have regulations on non electrical equipment in explosive areas and have also adopted the ATEX directive.

- Directive 2014/34/EU (ATEX 95) is for the manufacturers of equipment used in explosive atmospheres.
- Directive 99/92/EC (ATEX 137) is for the health and safety protection of workers and manufacturers of installations within a potentially explosive atmosphere.

The Directive 99/92/EC applies to most workplaces where an explosion may occur, so employers must carry out risk assessments to classify different groups to ensure that the correct equipment can be selected for that specific area. These risk assessments should be kept on file and the classification for that area passed on to manufacturers or suppliers when selecting the correct equipment. This equipment should be of the same or higher classification.

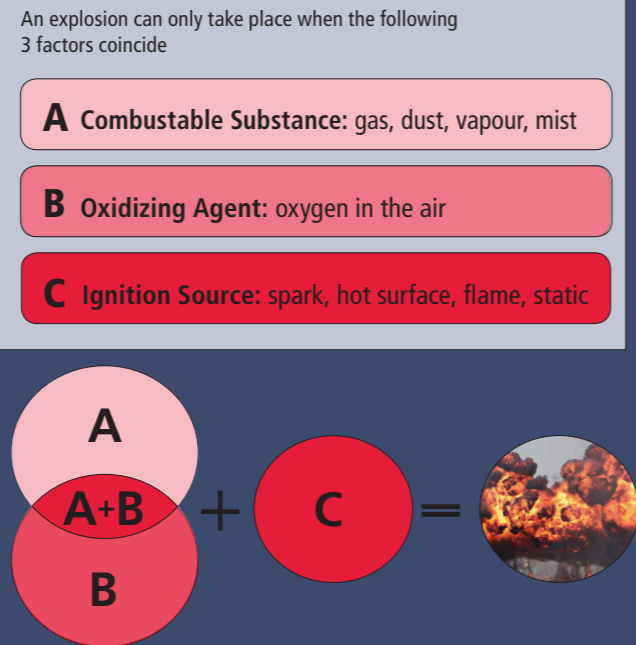
SECTION 8 EXPLOSIVE ATMOSPHERES



ATMOSPHERIC CONDITIONS

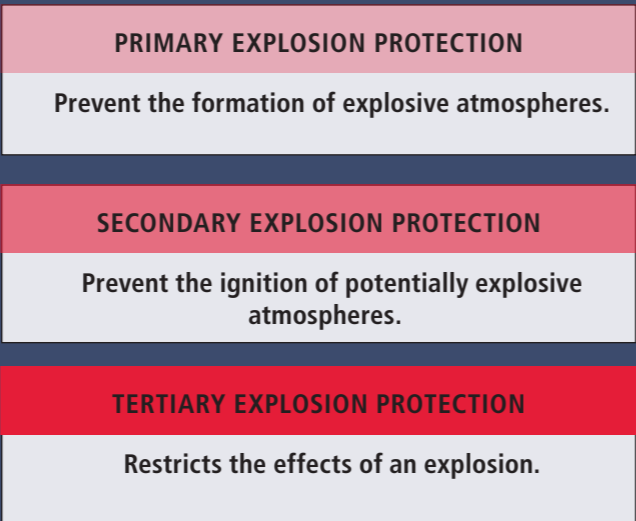
An explosive atmosphere is defined as a mixture of dangerous substances with air, under atmospheric conditions, in the form of gases, vapours, mist or dust in which after ignition has occurred, combustion spreads to the entire unburned mixture.

Dangerous gases, dusts, mists and vapours are produced in many workplaces such as agriculture, waste disposal, recycling, wood processing, metal processing, paint shops, food industry, pharmaceuticals, refineries, power generation, chemical industry, mining and in the exploration and production of oil and gas. Even in non hazardous production process gas may leak from cylinders or leaking pipes.



EXPLOSION PROTECTION

Explosion protection can mean to generally prevent the occurrence of an explosive mixture. Explosion protection can also be achieved by eliminating potential ignition sources in advance, e.g. high temperatures and sparking by designing components accordingly and by permanent monitoring of operation, or by using a flame-proof enclosure for the source of ignition to protect the surrounding area against possible effects of an internal explosion.



DUST EXPLOSION PROTECTION

Powder or dust like products are the by product of many farming, mining and industrial processes. This hazardous dust can be produced by grain, wood, paper, metals and coal in industries such as plastic, chemical and many others. Many of these powders and dusts are inflammable but under certain circumstances they can explode. Dust explosions can be far more dangerous than gas explosions as the initial dust explosion can move more dust into the air creating further explosions and can cause destruction over a large area. A dust layer of less than 1 mm is enough, when stirred up and mixed with oxygen, to create an explosion.

SECTION 8 EXPLOSIVE ATMOSPHERES



DUST GROUPS

Group III - For dust in locations other than mines

- IIIA:** For atmospheres containing combustible filings
- IIIB:** For atmospheres containing combustible filings and nonconductive dust
- IIIC:** For atmospheres containing combustible filings, nonconductive dust and conductive dust

Dust group of the explosive dust atmosphere	Equipment with the same or higher dust group marking can be used in the area
IIIA	IIIA, IIIB, IIIC
IIIB	IIIB, IIIC
IIIC	IIIC

GAS GROUPS

Gases are divided into three groups:

- Group I -** For mines susceptible to Methane.
- Group II -** For gases in locations other than mines, which are divided into three sub groups:

- IIA:** For atmospheres containing propane or gases of an equivalent hazard.
- IIB:** For atmospheres containing ethylene or gases of an equivalent hazard.
- IIC:** For atmospheres containing hydrogen or gases of an equivalent hazard.

Gas group of the explosive atmosphere	Equipment with the same or higher gas group marking can be used in the area
IIA	IIA
IIB	IIA, IIB
IIC	IIA, IIB, IIC

TEMPERATURE CLASSES

The auto ignition temperature is the temperature in °C at which a gas will spontaneously ignite without another source of ignition.

Equipment marked T4 covers T1, T2, T3, T4 temperature classes. Equipment marked T6 can be used in all temperature classes.

Temperature Classes	Max Surface Temperature	Ignition Temperature range of mixture
T1	450°C	> 450°C
T2	300°C	>300 to 450°C
T3	200°C	>200 to 300°C
T4	135°C	>135 to 200°C
T5	100°C	>100 to 135°C
T6	85°C	>85 to 100°C

SECTION 8
EXPLOSIVE ATMOSPHERES



CLASSIFICATION OF COMBUSTIBLE GASES, VAPOURS AND MISTS


Explosion groups and temperature classes of a selection of gases and vapours

Ex Group	Temperature Classes					
	T1	T2	T3	T4	T5	T6
	Ignition temperature range of the mixture					
	>450°C	>300 ≤450°C	>200 ≤300°C	>135 ≤200°C	>100 ≤135°C	>85 ≤100°C
Permissible max, surface temperature of the equipment						
	450°C	300°C	200°C	135°C	100°C	85°C
IIA	Acetone	Ethanol	Petrol (general)	Acetaldehyde		
	Ammonium	i-Amyl Acetate	Diesel fuels			
	Benzene (pure)	n-Butane	Aircraft fuels			
	Acetic Acid	n-Butanol	Fuel oil DIN 51603			
	Ethane	Cyclohexan	n-Hexane			
	Ethyl Acetate	Acetic Anhydride	Heptane			
	Ethyl Chloride		Kerosane			
	Carbon Monoxide					
	Methane					
	Methanol					
	Methyl Chloride					
	Napthalene					
	Phenol					
	Propane					
Toluene						
IIB	City Gas	Ethylene	Ethylene Glycol	Ethyl Ether		
		Ethylene Oxide	Hydrogen			
IIC	Hydrogen	Acetylene				Carbon Disulphide

ATEX MARKING

GAS	CE	Ex	II	2G	Ex h	IIB	T4	Gb
DUST	CE	Ex	II	2D	Ex h	IIIB	135°C	Db
	CE - MARK permitted by the European Committee for the technical Standardisation	IDENTIFICATION for protection against explosions	EQUIPMENT GROUP I - Mining application II - Non-mining application	EQUIPMENT CATEGORY & EXPLOSIVE ATMOSPHERE M 1 M 2 1 D 2 D 3 D 1 G 2 G 3 G	PROTECTION TYPE Ex h covers types c = construction safety b = control of ignition sources k = liquid immersion	GAS GROUP IIA - propane IIB - ethylene IIC - hydrogen Dust Group IIIA - combustible fillings IIIB - nonconductive dust IIIC - conductive dust	TEMPERATURE CLASS TEMPERATURE LIMIT GAS DUST T1 - max. 450°C T2 - max. 300°C T3 - max. 200°C T4 - max. 135°C T5 - max. 100°C T6 - max. 85°C	EQUIPMENT PROTECTION LEVEL GAS Ga Gb Gc DUST Db Dc MINING Ma Mb

SECTION 9
RED ROOSTER RENTAL



WITH RED ROOSTER HOISTS, HIRE RATES REFLECT THE LENGTH OF HIRE. WE AIM TO OFFER YOU THE EQUIPMENT YOU NEED, WHEN AND WHERE YOU NEED IT.

SECTION 9 RENTALS

RED ROOSTER RENTAL

With RED ROOSTER hoists, hire rates reflect the length of hire. We aim to offer you the equipment you need, when and where you need it.

Our experienced staff will advise you with your equipment needs and will quickly confirm price and availability. From our stock of over 500 hoists, winches, load cells and other lifting solutions we can offer conform your requirements. A large part of our rental hoists and trolleys are 10 tonne to 50 tonne capacity.

Our hire rates reflect the length of hire, the quantity of equipment and specification required. We can supply our range of equipment worldwide at the most competitive rates possible.

SERVICE, QUALITY AND REALIBILITY

By including only RED ROOSTER hoists products on our rental fleet we have both the in-house expertise and spare parts available to maintain our rental fleet to the highest standard. We carry all spare parts needed to maintain the hoists on stock.

On completion of every hire the equipment is inspected, dismantled, refurbished and function tested prior to return to store. For every hire, the equipment is prepared as per customer specifications and tested before dispatch.

We always endeavour to meet the required delivery 'no matter how challenging'. Technical support is always worldwide available. By problems, we are there for you with advise, spare parts, service or a replacement units available at short notice.

PNEUMATIC HOISTS

The full range of RED ROOSTER standard pneumatic hoists, trolleys and low headroom units found in this catalogue are available for hire, from 250 kg to 50 tonne. We have chains available to give up to 100mtr height of lift on the smaller models, 34 mtr on the 37,5 tonne and 25 mtr on the 50 tonne hoists. We can supply longer heights of lift for special orders. All hoists can be supplied with cord control units or pendant control with a main emergency stop. At present we have over 500 hoists fitted with the required safety features such as upper and lower limits, emergency stops and load limiters. We also supply chain collectors for most heights of lift, hose support brackets, ATEX units, air pigs and air hoses.

PNEUMATIC TROLLEYS

Our rental trolleys suit capacities from 250 kg to 50 tonne (see pictures below), can fit a wide range of beam sizes, different speeds and can be either standard or ATEX units. We also have a range of low headroom trolleys.

BENEFITS


- Hiring from a company you can trust
- Fast availability of large quantities and capacities of equipment
- Delivered to your site on the day agreed ready for use
- Competitive rates, structured to take into account the hire duration
- Leave maintenance to the specialists (allowing you to concentrate on your business)
- Avoid capital outlay, pay only for what you use and spread out-goings throughout the hire
- Technical support: free evaluation of your requirements
- On-site assistance
- Equipment can be tailored to solve your specific needs
- Rental with the purchase option on request
- Fully certified equipment supplied with the necessary certification and rental manual
- Operators can be supplied along with the equipment

OTHER ITEMS AVAILABLE FOR HIRE INCLUDE:

- Electric hoists
- Pneumatic winches
- Load measuring equipment
- Large capacity manual chain blocks
- Ultra low headroom hoists
- Spooling winches



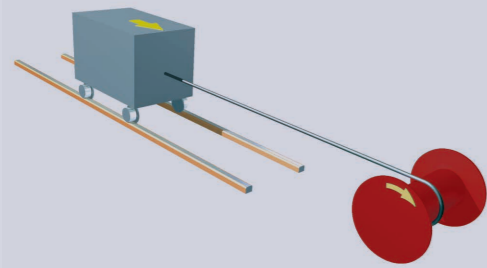
SECTION 10 AIR WINCHES 0,2 - 35 TONNE



RED ROOSTER AIR WINCHES ARE CUSTOM MADE PRODUCTS

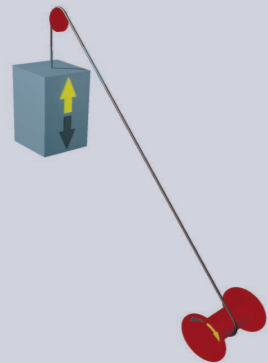
NOTE:
STANDARD WE DELIVER AIR WINCHES
ELECTRIC AND HYDRAULIC WINCHES ARE AVAILABLE ON REQUEST

SECTION 10
AIR WINCHES
 ROPE WINCH TYPES



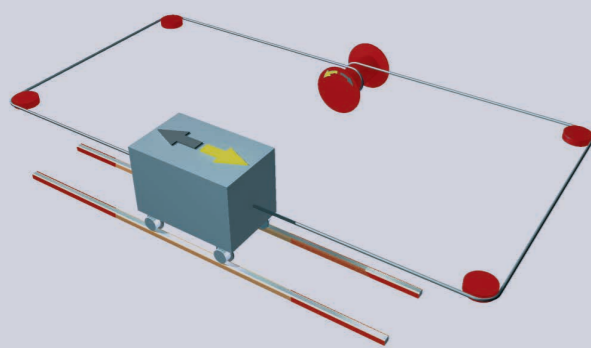
PULLING WINCHES

Pulling winches are designed to pull loads on a 100% flat surface. The pulling force is calculated from the mass of the load to be pulled multiplied by the load's rolling resistance. The rolling resistances for the typical applications are around 0,150 for rubber wheels on concrete surfaces and around 0,005 for steel wheels mounted on an anti-friction bearing that are on tracks. If the load is hoisted on an angled surface, the rope winch must be designed as a hoist winch.



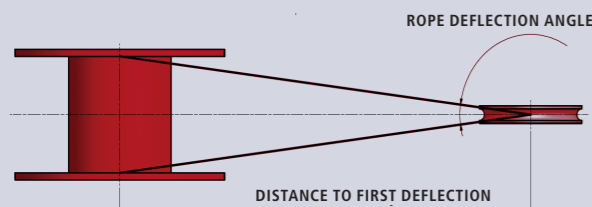
HOIST WINCHES

Hoist winches must be used if a load is to be raised and held by the rope winch. This applies to vertically hoisting and also to pulling the load along an angled track. Rope winches for hoisting are equipped with spring-loaded brakes on the motor as standard and therefore guarantee that the load will be held securely. In addition, rope winches for hoisting are equipped with higher safety factors than rope winches that are used purely for pulling.



TRAVERSING WINCHES

A traversing winch can be used to move a load in two directions on a level. You can therefore move a carriage forwards and backwards. The rope drum is designed for two ropes, is scored and winds in only one layer.



INFORMATION FOR SAFE OPERATION

To ensure that the rope is wound onto the rope drum in an orderly manner, the rope's permitted angle of deflection must not be exceeded. For this reason, the rope is normally guided from the rope drum over a fixed deflection roller at first. This is aligned in the centre of the drum at a specified distance from the rope drum. This prevents the angle of deflection being exceeded. This distance mainly depends on the drum length and the relationship between the drum diameter and the rope diameter, and is specified in each quotation.

SECTION 10
AIR WINCHES
 ROPE WINCH TYPES

DRIVE TYPE

Manually operated rope winches are operated by the operator's manual force via a crank handle. The power is therefore limited to a certain value which is mainly generated by the pulling force and the rope speed. The higher the pulling force, the lower the rope speed if the power remains the same.

Pneumatically-operated rope winches are operated by multi-vane motors or radial piston motors depending on the power. We can provide compressed air rope winches with power of up to 22 kW. Please specify your compressed air supply data. Depending on the design, we will equip the rope winches with pneumatically actuated spring-loaded brakes.

ROPE SPEED

RED ROOSTER rope winches normally have a constant rope speed. The SB rope winches can be designed for any rope speed.

Thanks to appropriate motors that can operate at two speeds or thanks to freely-programmable frequency converter controllers, multiple speeds can also be achieved.

SITE OF OPERATION

Do you have a height restriction, such as a maximum distance to the first deflection? In that case, we can construct the rope winch to fit as well as possible. If the winch has to be protected against wind and weather, or even against salt water, we can provide motors with higher protection classes, special thick protective coatings or complete housings.

TWO OR MORE ROPE OUTFLOWS

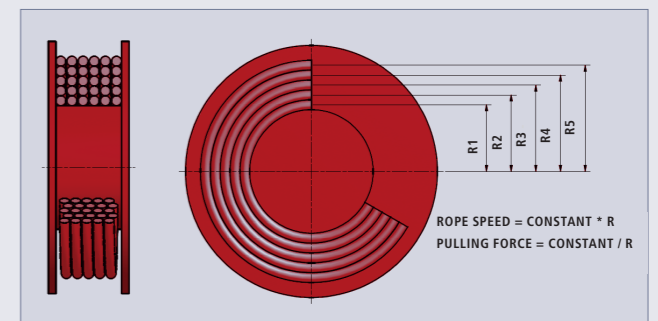
In order to be able to lift long cross beams or frames with large bases, you require several lifting points on the load to ensure that the load does not tip. We can equip our rope winches with multi-rope drums for this purpose. Please let us know the number of load points and the distance between them.

EX EXPLOSION PROTECTION CLASS

SB rope winches can be designed for use in locations at risk of explosion. Please inform us of the explosion protection class required. You will find further information on the ATEX Directives in our brochure on page 86.

MULTI-LAYER WOUND ROPE DRUMS

Rope drums are normally wound in multiple layers; i.e. the rope is wound around the rope drum layer by layer. The lever that the rope uses to transfer the pulling force to the rope drum becomes larger with each rope layer. However, the gear data such as the driving torque and the driving speed remain constant. Due to this, the rope speed increases and the pulling force decreases with each rope layer that is wound up.



INFORMATION ON APPLICABLE LAW

The following applies according to the machinery directive:

- ⚠ Overrunning structural or required limits whose movement is generated by the rope winch must be prevented by limit switches. (Normally by spindle limit switches)
- ⚠ The rope drum and other moving parts must be inaccessible or protected against drawing in. (Normally by covers)
- ⚠ Rope winches with a lifting capacity of over 1,000 kg must be protected against an overload. (Normally by electrical overload protection in the control box)
- ⚠ The electrical controller must be able to be powered off. (Normally by a mains plug or a mains isolator)
- ⚠ The customer must ensure that the base to which the winch is fixed is structurally stable.

SECTION 10
AIR WINCHES
 EXTRA EQUIPMENT AND OPTIONS



This is beneficial when a non-twisting wire rope is specified. Right or left hand helical grooving of drum core to suit specified rope diameter regulates spooling of first rope layer and assists in higher layers. It enables fleet angle to be increased from 1.5 to 2.5 degrees. Even higher fleet angles can be reached with an additional spooling device (only upon request).



The rope keeps tight on the drum as long as it is under tension. But if it becomes slack, e.g. during shunting applications, when the waggon runs faster than the winch is able to store, a drum pressure roller can help. It presses the rope onto the drum core and maintains it in a tidy condition. The drum pressure roller is also recommended if a free spooling clutch is used.

DRUM PROTECTION

Covering the rope drum prevents objects or items of the operator's clothing entering the rope drive. This reduces the risk of accidents and damage to the winch.

BRAKE ACTIVE ON DRUM

The (manual and automatic) rope drum brake is an additional brake that only applies to the rope drum. It can be an additional piece of safety equipment; e.g. for hoist winches with a free-wheeling coupling or for hoist winches to transport people.

MANUAL BRAKE RELEASE

The SB rope winches can be equipped with manual brake release. Therefore, if there is a loss of electrical power, you can lower the load by hand by bleeding the spring-loaded brake using the release lever.



The spindle limit switch is coupled directly to the rope drum and determines the drum's revolutions. You can determine the rope winch's shut-off positions as required by adjusting the switching cam inside the switch. As standard, our spindle limit switches have two contacts, in order to limit the top and bottom hook position for example. We can equip the switch with up to five contacts on request. Therefore, you can switch something at interim positions (e.g. the alarm horn) or switch to a lower speed with rope winches that have two speeds.




You can release drums of the RED ROOSTER SB rope winch types with the free-wheeling clutch. The rope can then be easily wound by hand and does not have to be unwound at rope speed using a motor. Freewheeling couplings are only permissible for traction winches. The grooved drum and drum pressure roller options are recommended in order to ensure that the unladen rope is wound up in an orderly manner.



If you cannot comply with the distance to the first deflection due to space limitations, we can offer an optional spooling device. The rope is fed through a reel that moves forwards and backwards in a line in front of the rope drum, thereby ensuring that the rope is wound around the rope drum in an orderly manner. The reel is coupled to the rope drum mechanically. The system works automatically. In this way, the spooling device increases the rope's angle of deflection and shortens the distance to the first deflection.

SECTION 10
STANDARD PNEUMATIC WINCHES
 RRI SERIES



STANDARD FEATURES:

- Vane type motor
- Standard band brake and automatic brake
- Free-wheel
- Very compact design as air motors are partially contained inside the drums
- Rugged but lightweight construction
- Easy installation and removal
- Safety type throttle provides flexible speed control, shuts off automatically when released
- All steel

APPLICATION:

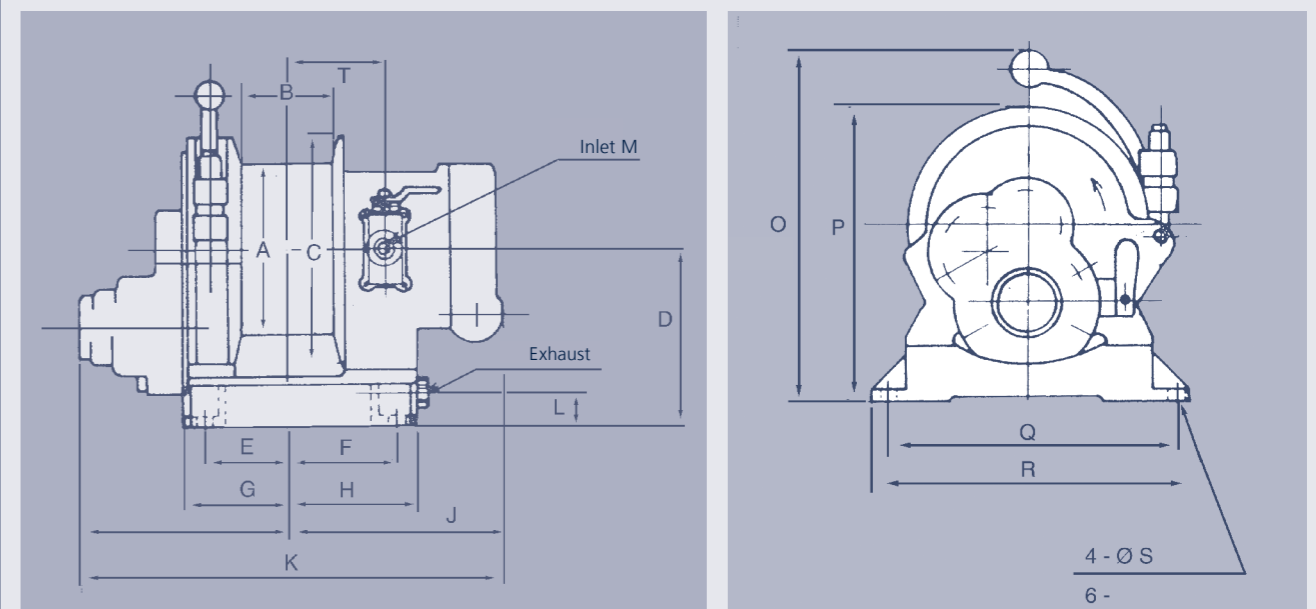
Pulling of various equipment and loads on ships, offshore, shipyards etc.

AVAILABLE OPTIONS:

- Silencers
- FRL air treatment, filter-regulator-lubrication

Type	Brand	Capacity T	Drive	Cable length m	Cable diam. mm	Cable speed m/min	Air cons. l/sec	Weight without cabl kg	Hose diam. mm
RRI-700500	RRI	0,5	Pneumatic	100	8	20	57	70	19
RRI-701000	RRI	1,0	Pneumatic	100	10	6,7	57	80	19
RRI-702000	RRI	2,0	Pneumatic	65	16	5,0	70	130	19

DIMENSIONS IN MM



Type	A mm	B mm	C mm	D mm	E mm	F mm	G mm	H mm	I mm	J mm	K mm	L mm	O mm	P mm	Q mm	R mm	S mm	T mm
RRI-700500	180	150	308	225	200	160	220	180	255	219	474	58	455	379	310	350	14	124
RRI-701000	200	243	340	225	254	208	270	226	317	266	583	58	475	395	310	350	14	171
RRI-702000	300	236	460	286	250	206	270	226	317	266	583	58	587	516	420	460	14	171

SECTION 10
AIR WINCHES
 FD SERIES - COMPACT ROPE WINCHES

Specially designed for applications where space is at a premium, these compact and lightweight lifting winches are ideally suited for installation on cranes, davits and derricks. The single drum support enables the rope to leave the drum at any angle. The heavy duty planetary drive is partly located within and protected by the drum core. The large drum diameters ensure a healthy drum to cable diameter ratio and a sufficient working length despite the short drums.

STANDARD FEATURES:


- Heavy duty planetary gearbox
- FD E; IP 54 400 V AC / 3-phases / 50 Hz braked motor
- FD H; orbit or radial piston type hydraulic motor complete with brake valve
- FD LV; van type air motor complete with hand control valve and mufflers
- FD GP gear type air motor complete with hand control valve and mufflers
- Steel drum with cable fixing point at flange
- Single drum support
- Double layer 2-component conservation according ISO 12944 category C2-Low, colour RAL 5010
- FEM / ISO class: T4-L3-M5

AVAILABLE WINCH OPTIONS:


- IP 56 TENV cast iron motor for marine applications
- Explosion-proof motors
- Protective steel motor cover
- Drum pressure roller
- Alternative speeds
- Alternative supply voltages
- Drum guards
- Marine / offshore coating systems
- Tubular offshore frame construction with lifting eyes

AVAILABLE CONTROL OPTIONS:

- Control box IP 55 with push-buttons and emergency stop built acc. to NEN 1010
- Control box IP 66 with low voltage IP 65 remote control built acc. to NEN 1010
- Load limiter (required by CE for applications exceeding 1000 kg WLL)
- Frequency inverter for variable speed control
- Wireless radio remote control systems
- Limit switches
- Slack wire switches
- Radio / Infra red remote control



FD 305-GP6

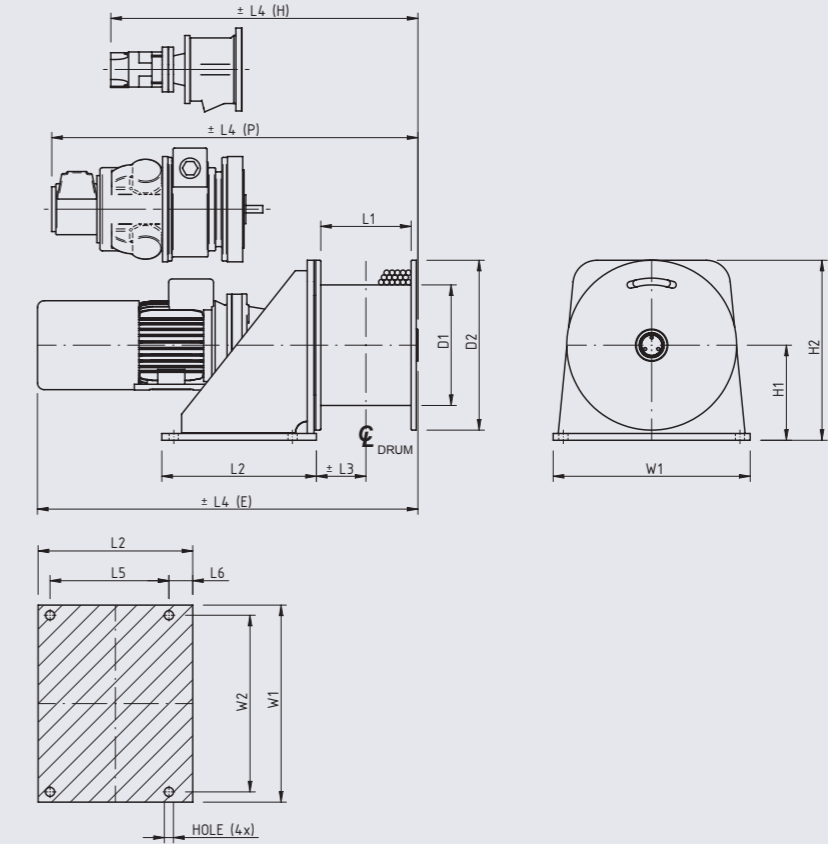


FD WITH PECIAL EQUIPMENT

SECTION 10
AIR WINCHES
 FD SERIES - COMPACT ROPE WINCHES

Type	Max. capacity 1 st layer kg	Max. capacity top layer kg/layers	Recommended rope diameter mm	Average speed m/min.	Maxium speed m/min.	Drum storage 1 st layer m	Drum capacity 5 th layer m/layers	Air pressure bar	Air consumption l/sec.
FD 300 GP2	950	800/4	8	11	14	15	70 (4)	7	65
FD 301 GP2	1500	1200/4	11	7	10	10	53 (4)	7	65
FD 301 GP4	1.850	1.470/4	11	10	14	10	53 (4)	7	100
FD 303 GP4	2.300	1.800/3	12	8	12	11	41 (3)	7	100
FD 304 GP4	2.600	2.200/3	14	6	9	9	36 (3)	7	100
FD 304 GP6	2.600	2.200/3	14	13	19	9	36 (3)	7	200
FD 305 GP6	3.350	2.800/3	14	10	15	9	36 (3)	7	200
FD 306 GP10	4.100	3.500/3	16	14	24	15	56 (3)	7	300
FD 307 GP10	5.250	4.490/3	18	10	18	18	67 (3)	7	300

DIMENSIONS IN MM



FOOTPRINT
 - TOP VIEW -

Type	Weight kg.	D1	D2	L1	L2	L3	L4 (E)	L4 (H)	L4 (P)	L5	L6	H1	H2	W1	W2	Hole Ø
FD 300	130	244	380	176	310	96	733	520	765	240	44	215	405	440	400	18
FD 301	140	244	380	176	310	63	760	558	785	240	44	215	405	440	400	18
FD 303	180	272	410	191	350	107	818	595	905	275	50	235	440	500	450	22
FD 304	230	272	410	191	350	107	1.012	595	905	275	50	235	440	500	450	22
FD 305	255	272	410	210	350	116	1.030	625	950	275	50	235	440	500	450	22
FD 306	365	355	500	266	455	146	1.098	780	1.110	350	70	285	535	580	520	27
FD 307	535	406	625	310	510	172	1.316	885	1.215	400	75	348	660	750	680	27

SECTION 10

PLANETARY STANDARD BUILD WINCHES

SB SERIES

The standard build SB type winch provides the basis of the solution to many pulling and lifting winch applications. The winch is constructed in the conventional manner with motor, gearbox and drum in line. When it comes to the need of a shorter design the SB winch is available with an angular gearbox. The choice of the rope complies with the pulling force in the 5th rope layer. The drum is built according to classification 1 Am. The drum diameter is at least 16-times bigger than the diameter of the indicated rope diameter. Although the name of this winch indicates different, these winches are very suitable to fit to your specific winch application and can be equipped with different drums, other gearboxes or motors. Many options can be offered on these highly versatile winches. The standard version comes without rope and control.

STANDARD FEATURES:

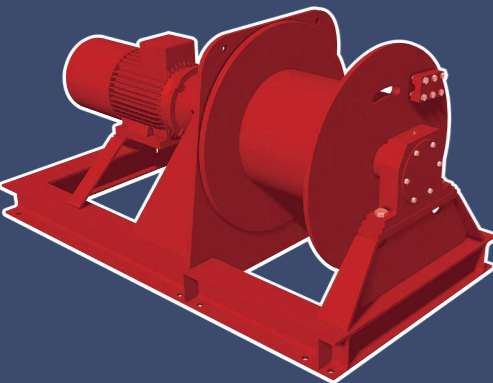
- Heavy duty planetary gearbox
- SB E; IP 54 400 V AC / 3-phases / 50 Hz braked motor
- SB H; orbit or radial piston type hydraulic motor complete with brake valve
- SB LPR; radial piston type air motor complete with hand control valve and mufflers
- SB LG; gear type air motor complete with hand or remote control valve and mufflers
- Steel drum with cable fixing point at flange
- Two drum supports
- Double layer 2-component conservation according ISO 12944 category C2-Low, colour RAL 5010
- FEM / ISO class: T3-L3-M4

AVAILABLE WINCH OPTIONS:

- IP 56 TENV cast iron motor for marine applications
- Explosion-proof motors
- Protective steel motor cover
- Drum pressure roller
- Band brakes (manual or fail-safe automatic)
- Manual disengaging clutch
- Alternative speeds
- Alternative supply voltages
- Drum guards
- Spooling gears
- Grooved drums
- Manual emergency crank
- Slip ring mounting
- Alternative drum dimensions / split drums / additional rope anchors / etc.
- Warping head
- Marine/offshore coating systems

AVAILABLE CONTROL OPTIONS:

- Control box IP 55 with push-buttons and emergency stop built acc. to NEN 1010
- Control box IP 66 with low-voltage IP 65 remote control built acc. to NEN 1010
- Load limiter (required by CE for applications exceeding 1000 kg WLL)
- Frequency inverter for variable speed control
- Wireless radio remote control systems
- Limit switches (electric, pneumatic)
- Slack wire switches (electric, pneumatic)
- Proportional local or remote control valve (pneumatic or hydraulic)



SB 310 GP16

SECTION 10

PLANETARY STANDARD BUILD WINCHES


SB SERIES

Type	Lifting capacity 1 st layer kg	Lifting capacity 5 th layer kg	Recommended rope diameter mm	Rope speed 1 st layer m/min.	Rope speed 5 th layer m/min.	Drum storage 1 st layer m	Drum storage 5 th layer m	Air pressure drop in bar	Air consumption l/sec.
SB 300 GP2	1200	845	10	10	15	26	165	7	65
SB 301 GP4	2100	1435	12	8	12	24	157	7	100
SB 303 GP4	2500	1740	14	6	9	26	165	7	100
SB 304 GP6	3100	2160	14	10	14	26	165	7	200
SB 305 GP6	3500	2400	16	9	16	26	165	7	200
SB 306 GP10	5500	3970	18	12	23	28	181	7	300
SB 307 GP10	7000	4960	22	10	18	26	171	7	300
SB 307 GP16	7000	4960	22	15	35	26	171	7	350
SB 309 GP10	9000	6285	26	7	13	24	163	7	300
SB 309 GP16	9000	6285	26	11	27	24	163	7	350
SB 310 GP16	12000	8460	28	8	20	24	168	7	350
SB 311 GP16	16000	10655	34	6	15	19	144	7	350
SB 313 GP16	20000	13610	38	5	12	19	151	7	350


DIMENSIONS IN MM

Type	Weight kg.	D1	D2	L1	L2	L3 (E)	L3 (H)	L3 (P)	L4	L6	L7	L8	L9	H1	H2	H3	W1	W2	HEB	Hole Ø
300	260	178	410	500	135	1400	-	1450	385	80	530	80	20	100	215	520	500	460	100	14
301	270	195	410	500	140	1400	-	1450	390	80	350	80	20	100	215	520	500	460	100	14
303	390	244	500	500	145	1650	1350	1650	395	80	540	80	20	100	260	610	600	560	100	14
304	405	244	500	500	145	1650	1350	1800	395	80	540	80	20	100	260	610	600	560	100	14
305	410	272	500	500	155	1700	1350	1800	405	80	550	80	20	100	260	610	600	560	100	14
306	525	355	600	500	155	1700	1450	1850	405	80	550	80	20	100	310	710	700	660	100	18
307	825	406	700	500	200	1950	15450	1900	405	100	550	100	25	120	360	830	800	750	120	20
309	1215	455	850	500	230	2100	1550	1900	480	110	580	110	30	140	435	1000	1000	940	140	22
310	1470	508	900	500	230	2100	1600	1950	480	120	550	120	40	160	460	1070	1100	1040	160	26
311	1690	508	1000	500	245	2150	1600	1950	495	120	570	120	40	160	510	1170	1150	1090	160	30
313	2270	610	1150	500	265	2250	1700	1950	515	120	600	120	40	180	585	1340	1350	1280	180	33
314	3200	660	1250	500	265	2500	2000	-	515	140	600	140	40	200	635	1460	1450	1370	200	39
315	3550	711	1350	500	300	2650	2050	-	550	140	610	140	40	200	685	1610	1560	1550	200	39
316	3865	711	1400	500	305	2700	2100	-	565	140	615	140	40	200	710	1610	1600	1520	200	39

SECTION 10
**GENERAL PURPOSE
 PNEUMATIC WINCHES**
 A & F SERIES



A 41 GP2



A 51 GP4

A range of standard pneumatic winches with high efficiency gearbox, developed for heavy duty pulling and lifting duties up to 2.700 kg. This broad range comprises a variation of very compact winches with vane or gear motors. Drum lengths can easily be adapted to the customers request.

STANDARD FEATURES:

- High efficiency transmission
- A series: right angle helical gearbox
- F series: in line helical gearbox
- A/F LV: Rotary vane motor
- A/F GP: Contact less maintenance free gear motor
- Steel drum (not grooved) with cable fixing point at flange
- Two drum supports
- Three layer 2-component conservation according ISO 12944 category C4-High, colour RAL 1023
- Automatic disc brake
- Lever operated proportional control valve
- FEM / ISO class: T3-L3-M4

AVAILABLE OPTIONS:

- Offshore three layer 2 component conservation
- Alternative drum lengths
- Drum pressure rollers
- Band brakes (manual or automatic failsafe)
- Manual disengaging clutches
- Drum guards
- Drum dividers
- Spooling gears
- Grooved drums

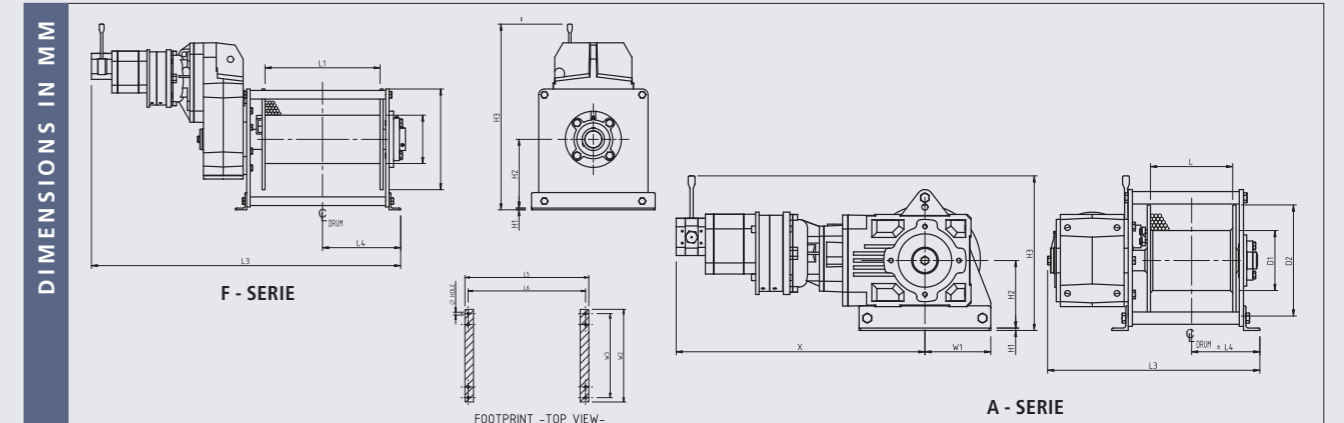
AVAILABLE CONTROL OPTIONS:

- Emergency main shut off valves
- Load limiters
- Limit switches (pneumatic)
- Slack wire switches (pneumatic)
- Proportional remote control valve
- Air service units

SECTION 10
GENERAL PURPOSE PNEUMATIC WINCHES
 A & F SERIES

Type	Lifting capacity 1 st layer kg	Lifting capacity 5 th layer kg	Average speed m/min	maxium speed m/min.	Recomm. rope diam. mm	Drumcap. 1 st layer m	Drumcap. 5 th layer m	Air pressure drop in bar	Air consumption l/sec.
A 20 GP2	500	345	25	38	6	7	48	7	65
A 30 GP2	650	435	21	32	8	6	44	7	65
A 35 GP2	900	600	15	23	8	6	44	7	65
A 41 GP2	1200	820	11	17	9	10	62	7	65
A 50 GP2	1800	1205	8	12	11	10	74	7	65
A 55 GP4	2200	1460	11	14	12	9	72	7	100
A 60 GP4	2700	1800	9	11	14	17	117	7	100

Type	Lifting capacity 1 st layer kg	Lifting capacity 5 th layer kg	Average speed m/min	maxium speed m/min.	Recomm. rope diam. mm	Drumcap. 1 st layer m	Drumcap. top layer m	Air pressure drop in bar	Air consumption l/sec.
F 20 GP2	500	345 (5)	25	38	6	12	80 (5)	7	65
F 25 GP2	650	435 (5)	21	32	8	10	74 (5)	7	65
F 31 GP2	900	600 (5)	15	23	8	10	74 (5)	7	65
F 41 GP2	1350	1000 (4)	9	16	10	13	70 (4)	7	65
F 51 GP4	2000	1450 (4)	12	15	12	17	88 (4)	7	100
F 60 GP4	2700	1965 (4)	9	11	14	22	111 (4)	7	100



Type	Weight kg.	D1	D2	L1	L2	L3	L4	L5	L6	H1	H2	H3	W1	W2	W3	Hole Ø	X (LV)	X (GP)
A20	80	100	175	150	103	430	139	305	275	6	164	342	160	320	230	13 (4x)	545	505
A30	75	121	225	150	129	445	141	310	280	6	164	342	160	320	230	13 (4x)	565	525
A35	90	121	225	150	134	455	141	310	280	6	164	342	160	320	230	13 (4x)	570	530
A41	115	146	270	200	141	516	166	360	330	6	164	342	160	320	230	13 (4x)	645	605
A50	190	168	350	250	168	620	198	425	395	6	239	420	215	430	390	13 (8x)	705	665
A55	220	178	350	250	168	645	198	425	395	6	239	420	215	430	390	13 (8x)	795	705
A60	255	210	390	400	180	790	270	575	545	6	239	440	235	470	430	13 (8x)	805	715

Type	Weight kg.	D1	D2	L1	L2	L3 (LV)	L3 (GP)	L4	L5	L6	H1	H2	H3 (LV)	H3 (GP)	W2	W3	Hole (GP)
F20	65	100	175	250	405	885	845	189	405	375	6	164	540	440	320	230	13 (4x)
F25	80	121	225	250	410	905	865	191	410	380	6	164	545	445	320	230	13 (4x)
F31	95	121	225	250	410	915	875	191	410	380	6	164	565	465	320	230	13 (4x)
F41	125	159	270	300	460	985	945	216	460	430	6	164	590	490	320	230	13 (4x)
F50	220	178	350	400	575	1125	1085	273	575	545	6	239	700	600	430	390	13 (8x)
F60	290	210	390	500	675	1255	1215	320	675	645	6	239	760	660	470	430	13 (8x)

SECTION 10 PNEUMATIC WORMGEAR WINCHES LV SERIES

This range of explosion-proof winches provides the solution for pneumatic winch applications demanding lightweight construction. The use of vane type motors and inherently safe self-braking wormgears ensures trouble-free operation and low maintenance. These winches find their use in general industry, oil and gas exploration, and in many places where compact, explosion-proof hoisting gear is required.

The range includes two fast speed types, the LV 256 and LV 508, which also have optional carrying handles, and slower speed types up to 1700 kg of lifting capacity.

The self-braking properties of the wormgear drive combined with closed ports is sufficient for almost all hoisting purposes. An additional brake may be necessary for accurate positioning of a load. Please consult the factory in this case.

STANDARD FEATURES:


- Self-braking wormgear transmission
- Rotary vane motor
- Steel drum (not grooved) with cable fixing point at flange
- Two drum supports
- Double layer 2-component conservation according ISO 12944 category C2-Low, colour RAL 5010
- FEM / ISO class T3-L2-M3

AVAILABLE OPTIONS:

- Manual disengaging clutch
- Band brake, manual or automatic fail-safe
- Grooved drum
- Drum pressure roller
- Alternative speeds
- Alternative drum dimensions / split drums /additional rope anchors /etc.
- Drum guard
- Emergency cranking
- Marine / offshore coating systems

AVAILABLE CONTROL OPTIONS:

- Proportional local or remote control valve
- Pneumatic limit switch
- Pneumatic slack wire switch

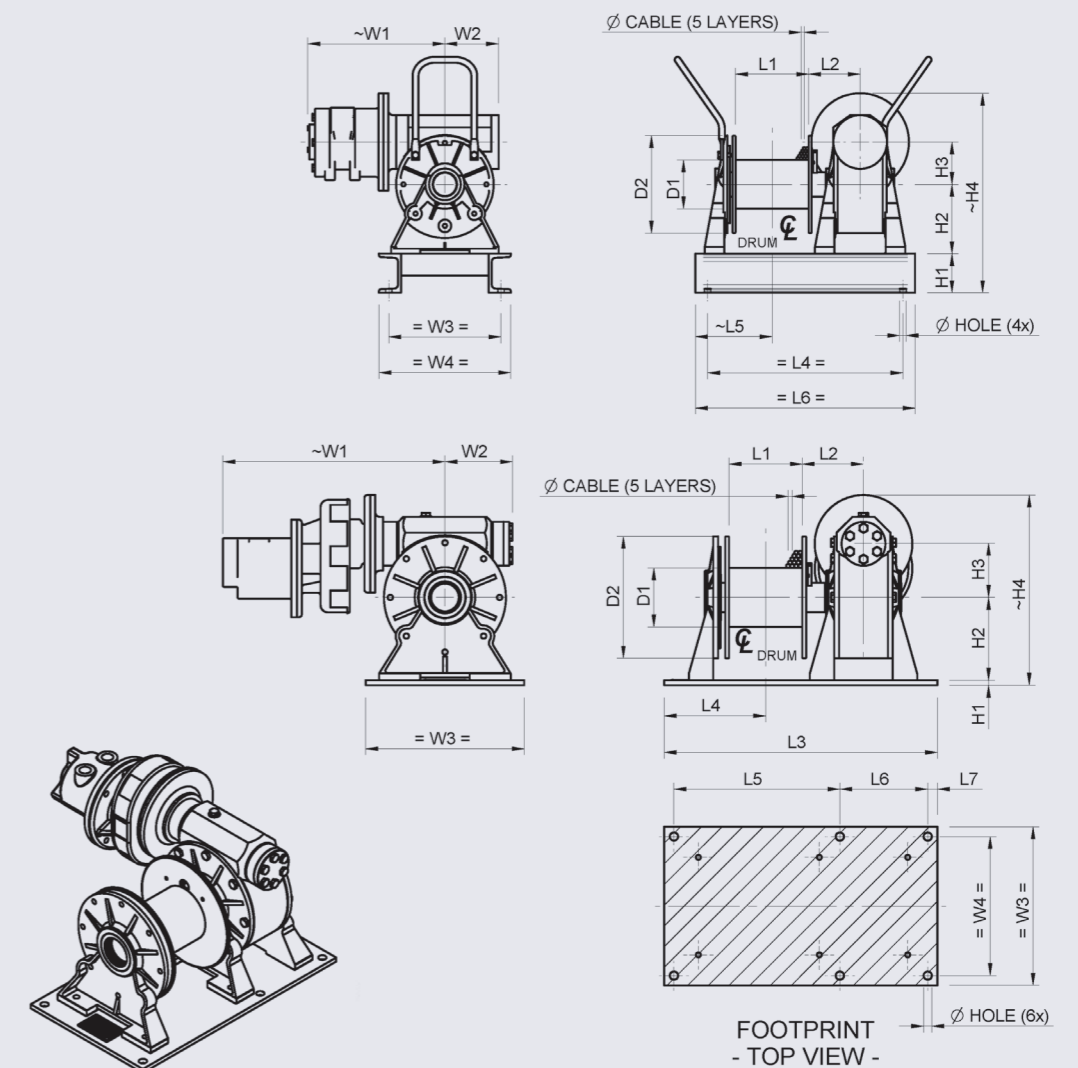


LV 750

SECTION 10 PNEUMATIC WORMGEAR WINCHES LV SERIES

Type	Lifting capacity 1 st layer kg	Lifting capacity 3 rd layer kg	Recomm. rope diam. mm	Max. speed 1 st layer m/min.	Drumcap. 1 st layer m	Drumcap. 3 rd layer m	Air pressure drop in bar	Flow in l/sec.
LV 256	250	210	5	12	8	30	6,5	60
LV 508	500	400	7	12	6	22	6,5	95
LV 425	425	350	9	5	7	26	6,5	20
LV 750	750	600	8	5,5	6	23	6,5	60
LV 1250	1250	1000	10	6	9	32	6,5	95
LV 1700	1700	1325	12	7	10	35	6,5	140

DIMENSIONS IN MM



Type	Weight kg.	D1	D2	L1	L2	L3	L4	L5	L6	L7	H1	H2	H3	H4	W1	W2	W3	W4	Hole Ø
LV 256	58	100	200	150	105	-	400	157	450	-	80	142	87	409	278	110	270	230	13
LV 425	59	100	200	150	105	500	187	320	150	15	10	142	87	389	374	110	270	240	13
LV 508	65	100	200	150	105	-	400	157	450	-	80	142	87	409	281	110	270	230	13
LV 750	93	121	250	150	125,5	560	203	340	180	20	10	170	110	390	455	140	325	285	17
LV 1250	149	146	280	200	146,5	640	232	415	185	20	15	195	130	440	490	154	370	320	17
LV 1700	192	159	320	250	155	710	260	470	200	20	15	220	150	510	609	180	410	360	17

SECTION 10 OIL & GAS AIR WINCHES OAW | OMR SERIES

A range of compact lifting and pulling air winches specially designed for offshore applications or for any other hazardous environment where space is limited.

The heavy duty planetary gearbox is mounted within the drum core, which both saves space and protects from any external damage. Winches designed to meet independent third party requirements such as Lloyds, ABS, etc. These standard winches can be fitted with several options and accessories. Two of the winches are manriding prepared.

STANDARD FEATURES:


- OAW: utility lifting
- OMR: manriding prepared
- OAW LV: rotary vane motor including (biased) throttle valve
- OAW/OMR GP: contact less maintenance free gear motor including (biased) throttle valve
- Heavy duty planetary gearbox integrated in gearbox
- Exhaust silencing mufflers
- Cable fixing point at flange
- Two drum supports
- Standard temperature range -10° to +40°C
- Automatic disc brake
- Three layer 2-component conservation according ISO 12944 category C4-High, colour RAL 1023
- FEM / ISO class: T4-L3-M5

AVAILABLE WINCH OPTIONS:


- Marine / offshore coating systems
- Alternative drum lengths
- Drum pressure rollers
- Drum guards
- Drum locking pins
- Drum dividers
- Band brakes (manual or automatic failsafe)
- Manual disengaging clutches (only allowed for pulling applications)
- Spooling gears
- Grooved drums
- Manriding package
- Third party certification (LRS, ABS, etc)
- ATEX certificate

AVAILABLE CONTROL OPTIONS:

- Emergency main shut-off valves
- Load limiters
- Limit switches (pneumatic)
- Slack wire switches (pneumatic)
- Proportional remote control valve
- Air service units



OAW 1.5 LV



OAW 5.0 GP16

SECTION 10 OIL & GAS AIR WINCHES OAW | OMR SERIES

Type	Lifting capacity 1 st layer kg	Lifting capacity 5 th layer kg	Recomm. rope diam. mm	Average speed m/min.	Maxium speed m/min.	Drumcap. 5 th layer m	Air pressure drop in bar	Flow in l/sec.
OAW 1.5 GP4	1955	1500	12	9	14	178	7	100
OAW 2.0 GP4	2650	2000	13	6	10	167	7	100
OAW 2.5 GP6	3500	2500	16	10	14	144	7	200
OAW 2.5 GP10	3500	2500	16	19	36	144	7	300
OAW 2.5 GP16	3500	2500	16	30	67	144	7	350
OMR 1.5 GP10	2000	1500	13	30	54	171	6	300
OAW 3.5 GP10	4850	3500	18	14	26	181	7	300
OAW 3.5 GP16	4850	3500	18	21	46	181	7	350
OAW 5.0 GP10	6800	5000	19	10	19	212	7	300
OAW 5.0 GP16	6800	5000	19	15	36	212	7	350
OMR 3.0 GP10	4280	3150	19	14	25	212	6	300
OAW 6.5 GP10	9180	6500	22	7	14	209	7	300
OAW 6.5 GP16	9180	6500	22	12	28	209	7	350
OAW 7.0 GP16	9885	7000	22	10	22	209	7	350
OAW 8.5 GP16	12160	8500	26	8,5	20	228	7	350
OAW 10.5 GP16	14890	10500	28	7	16	244	7	350

DIMENSIONS IN MM

Type	Weight kg	D1 mm	D2 mm	L1 mm	L2 mm	L3 mm	L4 mm	L5 mm	L6 mm	H1 mm	H2 mm	H3 mm	W1 mm	W2 mm	W3 mm	W4 mm	Hole diam.
OAW 1.5	355	305	500	400	322	876	625	595	375	650	345	15	660	550	520	300	14
OAW 2.0	420	305	500	400	360	930	680	640	400	615	345	20	660	570	530	290	14
OAW 2.5	665	305	550	410	375	1092	700	660	420	665	370	20	710	620	580	340	14
OMR 1.5	705	305	550	410	375	1202	810	770	530	665	370	20	850	620	580	340	14
OAW 3.5	840	355	700	500	430	1169	810	770	490	815	445	20	860	790	750	470	18
OAW 5.0	820	405	700	550	465	1216	870	830	550	815	445	20	860	790	750	470	18
OAW 3.0	860	405	700	550	465	1326	980	940	660	815	445	20	1000	790	750	470	18
OAW 6.5	1180	405	750	610	528	1333	980	930	630	870	470	25	950	860	810	510	26
OAW 7.0	1185	405	750	610	528	1353	980	930	630	870	470	25	950	860	810	510	26
OAW 8.5	1270	455	850	690	582	1452	1075	1025	725	970	520	25	1050	960	910	610	26
OAW 10.5	1585	508	950	720	623	1545	1140	1090	750	1070	570	25	1150	1080	1030	690	26

SECTION 10 MANRIDING WINCHES MR 30 FL

Designed to the standards issued by the classification bodies and it meets the UK HSE regulations for personnel lifting operations on offshore installations. The winches are dedicated personnel lifting winches supplied with full material traceability. They have passed EC testing for these applications, i.e., both the winches and their technical files are in compliance with the requirements of the EC Machinery Directives.

The MR 30 FL winches have been specially designed for personnel lifting applications in which a safety harness or a boatswain's chair is used on fixed installations with a total WLL of 150 kg.

The MR 30 FGL winches have passed EC testing for these applications, i.e., both the winches can be supplied with a Lloyds Register of Shipping (LRS), ABS or DNV Design Appraisal Certificate.

The MR 50 FL and MR 60 FL have been designed for use with assemblies using a platform, basket, carrier, etc, with a total WLL of 500 kg for the MR 50 FL and 1000 kg for the MR 60 FL.

STANDARD FEATURES:


- Helical shaft mounted gearbox, life lubricated with synthetic oil
- UK HSE compliance
- Caliper primary brake 180% of WLL
- Automatic band brake as secondary drum acting brake 180% of WLL
- Pneumatic gearmotor
- Orbit hydraulic motor
- Helical grooved steel drum
- Full material traceability (3.1 - EN 10204) on load-bearing parts
- Two drum supports
- Limit switch
- Slack wire switch
- Overload protection device
- Local proportional control with biased control valve
- Local proportional control with biased control valve (MR 30 FLP/FLV only)
- Drum guard
- Mufflers (on MR 30), 50 en 60 FLG
- Air service unit
- Main air emergency stop valve
- Operating conditions -20°C to 50°C
- Three layer 2-component conservation according ISO 12944 category C4-High, colour RAL 1023
- FEM / ISO class: T4-L3-M5
- Emergency lowering accumulator
- ABS PDA approved

AVAILABLE OPTIONS:


- Electric versions
- Alternative speeds
- Alternative drum dimensions
- Operating conditions -45°C to 50°C

AVAILABLE CONTROL OPTIONS:

- Electric/hydraulic or pneumatic control systems
- Pneumatic pendant remote control on portable pedestal
- Pneumatic pendant remote control with shoulder harness



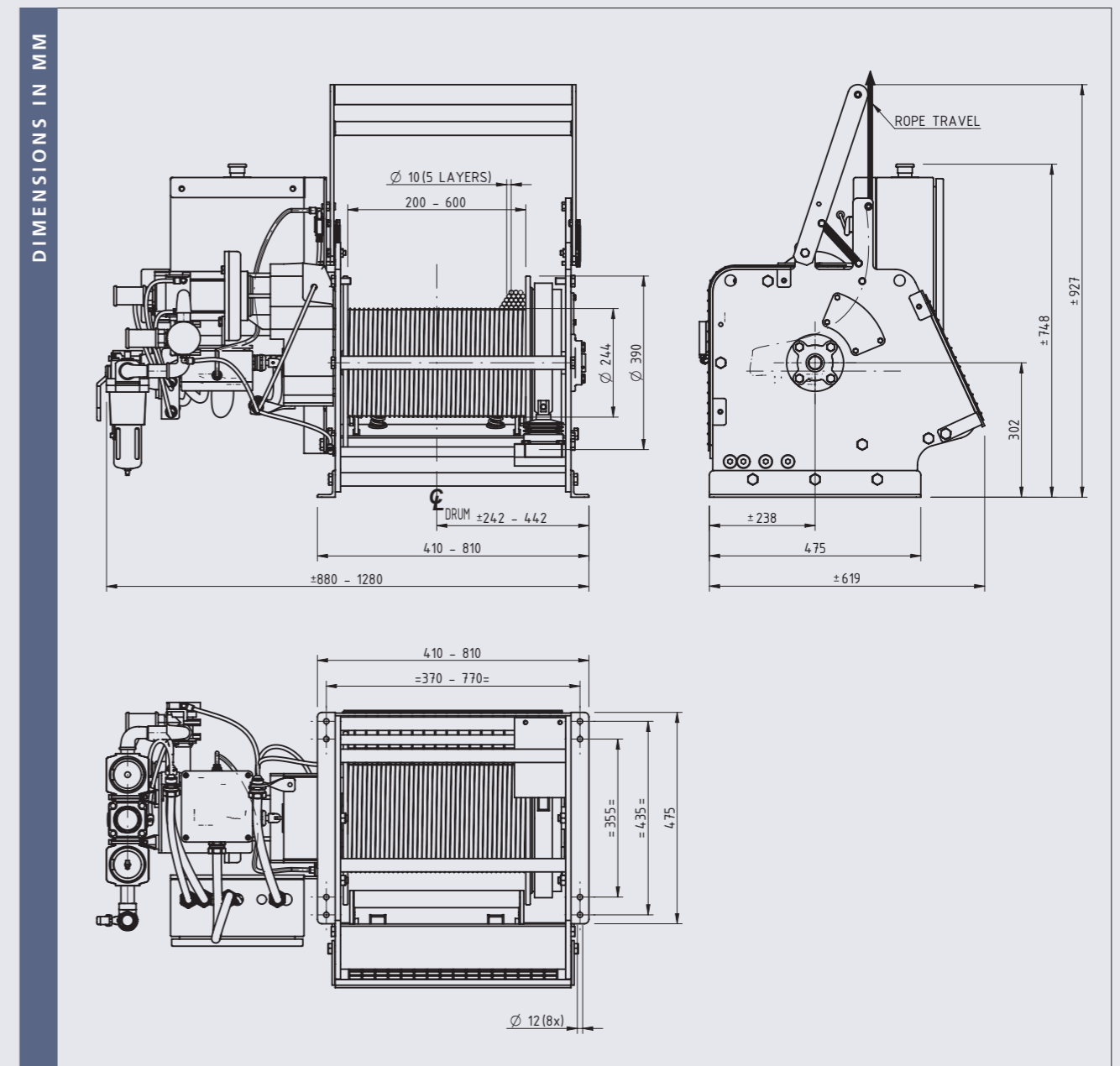
MR30FLG



MR30FLH

SECTION 10 MANRIDING WINCHES MR 30 FL

Type	Lifting capacity 1 st layer kg	Lifting capacity top layer kg	Recomm. rope diam. mm	Speed top layer m/min.	Drumcap. top layer m	Air pressure drop in bar	Flow in l/sec.	Flow in l/min.
MR30FLG	200	150 (5)	10	37	165	6	50	
MR50FLG	635	500 (4)	13	16	135	7	65	
MR60FLG	1270	100 (4)	13	30	135	6,5	120	
MR30FLH	200	150 (5)	10	43	150	70		25



SECTION 10 AIR WINCHES PFW-L SERIES

For pneumatic winch applications, demanding a modular and solid provides the solution. The use of vane type motors and spring applied pneumatic disc brakes ensures trouble free operation and low maintenance requirements. These winches find their use in general industry, oil and gas exploration and in many places where compact, explosion proof hoisting gear is required. Because of the modular design of the PFW winch also the pneumatic version can be delivered with short delivery times.


Faster rope speeds are available upon request.

STANDARD FEATURES:

- High efficiency spur gear box
- Rotary vane motor with pneumatic fail-safe disc brake
- Steel drum (not grooved) with rope fixing point at flange
- Two drum supports
- Double layer 2 component coating, colour RAL 5010

AVAILABLE WINCH OPTIONS:

- Manual disengaging clutch
- Grooved drum
- Drum pressure roller
- Alternative speeds
- Alternative drum dimensions / split drums / additional rope anchors / etc.
- Drum guard
- Marine / offshore coating systems
- Proportional control valve, local or remote
- Pneumatic limit switch
- Pneumatic slack wire switch



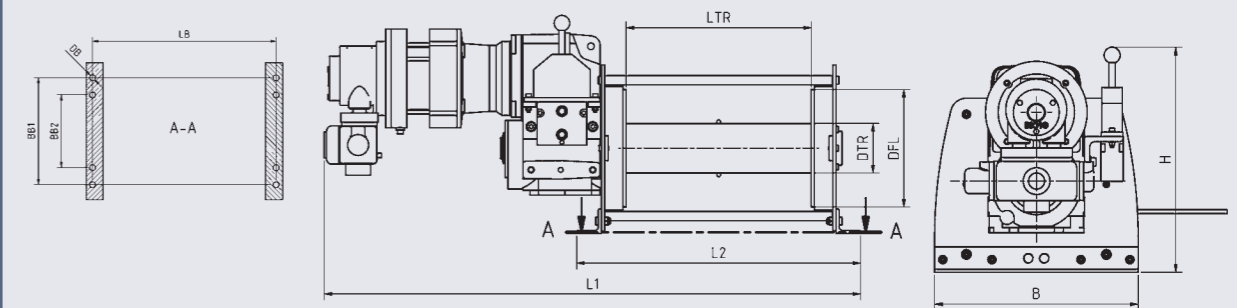
PFW-L-1D 500

SECTION 10 AIR WINCHES PFW-L SERIES

Type PFW-L-1D	500	750	1000	1500	2000	3000	
Lifting capacity in 1st rope layer	500	750	1000	1500	2000	3000	kg
Lifting capacity in 5th rope layer	320	480	640	950	1270	1920	kg
Rope diameter	6	7	8	10	12	14	mm
Rope length in 1st rope layer	11	11	10	10	9	9	m
Rope length in 5th rope layer	75	75	75	75	75	75	m
Expansion every 100 mm extended drum 1st/5th layer	4/25	4/25	4/25	4/25	4/25	4/25	approx. m
Rope speed in 1st rope layer	9	10	8	12	8	5	approx. m/min
Rope speed in 5th rope layer	14	15	13	18	12	8	approx. m/min
Motor power	1.8	2.2	2.2	3.5	3.5	3.5	kW
Air pressure	6	6	6	6	6	6	bar
Air consumption	45	55	55	80	80	80	l/sec
PFW-L-1D with standard speed	H62711	H62721	H62731	H62741	H62751	H62761	Order No.

Type PFW-L-2D	500	750	1000	1500	2000	3000	
Lifting capacity in 1st rope layer	250	375	500	750	1000	1500	kg
Rope diameter	6	7	8	10	12	14	mm
Rope length in 1st rope layer	20	20	20	19	18	17	m
Expansion every 100 mm extended drum 1st layer	7	7	7	7	7	7	approx. m
Rope speed in 1st rope layer	18	19	15	22	15	9	approx. m/min
Motor power	1.8	2.2	2.2	3.5	3.5	3.5	kW
Air pressure	6	6	6	6	6	6	bar
Air consumption	45	55	55	80	80	80	l/sec
PFW-L-2D with standard speed	H62811	H62821	H62831	H62841	H62851	H62861	Order No.

DIMENSIONS IN MM



TYPE PFW-L-1D/ PFW-L-2D	500	750	1000	1500	2000	3000	
L1	890	980	1050	1110	1210	1275	approx. mm
L2	460	460	500	500	570	570	mm
B	320	360	400	460	550	620	mm
H	330	410	460	540	620	680	approx. mm
LTR	190	220	250	310	370	430	mm
DTR 1D/2D	80/160	92/185	106/210	130/260	155/310	186/350	mm
DFL	190	220	250	310	370	430	mm
LB	430	430	460	460	520	520	mm
BB1	250	310	350	410	500	560	mm
BB2	-	-	220	280	320	380	mm
DB	13,5	13,5	13,5	13,5	17,5	17,5	mm
Weight	50	80	105	140	230	355	approx. kg

SECTION 10
AIR WINCHES
 WINCH INQUIRY CHECKLIST

Winch Inquiry Checklist

1. Kind of drive and quantity

- manually
- pneumatic, Flow volume l / sec bar
- Quantity: pieces

2. Site of Operation and capacity

- Pulling winch with daN pulling force and rope length
- Lifting winch with kg lifting capacity and m rope length
- Traversing winch with daN pulling force and m rope length
- Capstan winch with daN pulling force
- Traction winch with daN pulling force

If the pulling or lifting capacity is not known, please describe your application with the length of the path, weight of load and rolling conditions for your pulling applications. For lifting applications please also describe the angle or slope of the path.

.....

.....

.....

3. Rope speed

- slow (1-5 m/min) medium (5-15 m/min)
- fast (> 15 m/min) exactly m / min
- adjustable from m / min up to m / min
- 2-speed m / min and m / min

4. Site of Operation

- Distance to the first reeving m
- inside outside outside with seawater

5. Load type

- Goods Pending goods above people
- Goods to be moved above people People

6. Winch options

- Rope m Rope supplied loose
- Rope spooled on winch Rope-end, plain
- Rope-end with thimble Load hook
- Grooved drum Pressure roller
- Spindle limit switch Slack wire switch
- Disengaging clutch Spooling gear
- Drum guard
- Brake acting on drum mechanic or
- Brake acting on drum automatic
- Emergency crank Manual brake release
- Two rope exits with m distance
- More rope exits like shown on sketch
- Explosion-proof protection class

7. Operation

- Push buttons in the control panel door
- Pendant control with m control cable
- Radio Remote control
- Wall-mounted push-button
- Foot pedal
- Several with selector switch in the control panel door

10. Other requirements

.....

.....

.....

.....

.....

.....

.....

.....

.....

.....

SKETCH YOUR APPLICATION


PLEASE COPY AND SEND AN E-MAIL TO: SALES@RAMI-YOKOTA.COM

SECTION 11
TRAINING



OUR KNOW-HOW OF PRODUCTS, APPLICATIONS, REGULATIONS AND MUCH MORE, IS SOMETHING THAT WE GLADLY SHARE WITH YOU. WE WILL TEACH YOU EVERYTHING ABOUT THE PRODUCTS, BOTH FROM A THEORETICAL AND A PRACTICAL POINT OF VIEW.


LLOYDS REGISTER



Lloyd's Register

All RED ROOSTER air chain hoists can be delivered with a Lloyd's Register certificate.

TESTING



In our professional workshop we have a fully equipped dynamic test rig. This test rig is calibrated and certified according to the European standard NEN - EN 818.

With this dynamic test rig, we can test all our hoist models at 150% overload, it is a dynamic test and this is the heaviest condition for testing incorporating the dynamic effects that a load can put on the hoist.

